

GURU GOBIND SINGH COLLEGE OF ENGINEERING & RC< NASHIK  
STUDENT FEEDBACK REPORT ( MID SEM )  
DEPARTMENT OF ELECTRICAL ENGINEERING  
ACADEMIC YEAR-2018-2019 (SEM-I)

Rate The Teaching-learning process parameters of mentioned subject :- (Poor-1, Poor-2, Avg-3, Good-4, Excellent-5)

S.N	Question	BE	TE	SE	SUM	AVG
1	Laboratory Equipment and Training	169	143	162	474	3.79
2	Library	147	133	162	442	3.54
3	Play Ground & Sport Activity	96	74	111	281	2.25
4	Canteen	101	76	109	286	2.29
5	Internet Facility	137	96	147	380	3.04
6	Assesment of examination	154	96	133	383	3.06
7	Co-curricular & Extrea -curricular activities	143	104	131	378	3.02
8	Motivational activities	174	131	171	476	3.81
9	Training & Placement support	172	95	137	404	3.23
10	Handling of Grievances of the student	149	108	152	409	3.27
11	Safety and Security of thestudents	163	111	170	444	3.55
12	Gender Equality Promotions	155	107	159	421	3.37
13	Campus Environment and Cleanness	160	100	160	420	3.36
14	Teaching Quality	181	101	161	443	3.54
15	Public Reception about the Institute	157	89	149	395	3.16
16	Overall Ranking of the Institute	153	75	152	380	3.04
17	At what level Digital India is Promoted	150	145	145	440	3.52
18	Any Suggestions for review and design of Syllabus for further Recommendations:					

*S.P. Sonar*  
S.P. Sonar.

*gcm*




**Student Satisfaction Index Report for EE BE Shift-I - 2018-2019**

Enroll Feed back- 24

Question	Audit Course VI	Elective IV	Elective-I II	Power Electroni CS	Switch Gear And	Total
Audible Clear Voice & pronunciations	9.29	9.00	9.00	9.18	9.08	9.11
Clarity to student doubts	9.29	9.00	8.94	9.24	9.08	9.11
Coverage of Syllabus	9.29	9.00	8.88	9.24	9.13	9.11
Knowledge & Competence	9.29	8.94	8.88	9.18	9.17	9.10
Lecture Management	9.29	9.00	8.94	9.24	9.13	9.12
Presentation Skill	9.29	9.00	8.88	9.18	9.13	9.10
Real World Examples	9.29	9.00	8.88	9.18	9.13	9.10
Reference to University Exam questions	9.18	9.00	8.88	9.12	9.13	9.07
Speed of Delivery of Syllabus	9.29	9.00	8.88	9.18	9.08	9.09
Students Counseling and Support	9.29	9.00	8.94	9.18	9.21	9.13
Total	9.28	8.99	8.91	9.19	9.13	9.10

**Guru Gobind Singh Foundations**  
**Guru Gobind Singh College of Engineering & Research Centre, Nashik**  
**Department of Electrical Engineering**  
**Action Taken Report (2018-19)**  
**(To be filled by Head of Department)**

Sr.No.	Action Taken	Status of Implementation
1	Conducted session on Motivation	Implemented
2	Library timings are extended to facilitate students to study during exams	Implemented
3	Trainings session on aptitude conducted	Implemented



**Head**  
**Department of Electrical Engineering**

**Head of Electrical**  
**GURU GOBIND SINGH COLLEGE OF ENGINEERING & RESEARCH CENTRE, NASHIK**

Guru Gobind Singh Foundations  
Guru Gobind Singh College of Engineering & Research Centre, Nashik  
Department of Electrical Engineering  
Feedback Analysis  
For the Feedback of A.Y. 2018-19

Date of Feedback – 05/10/2018 and 21/02/2019


Feedback on – Institute

Total no. of responses recorded – 135


Summary of the Feedback – SEM-I and SEM-II

Following are the observations and corrective measures taken from the feedback

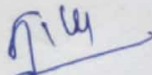
Sr.No.	Observations	Corrective Measures	Responsibility
1	Students requested to conduct motivational sessions	Informed to HOD	HOD
2	Students requested to extend the library timings during exams	Informed to concerned authority	Librarian
3	Students asked for additional training sessions related to T&P	Informed to concerned Authority	T&P Co-ordinator



Feedback Co-ordinator



Head  
Department of Electrical Engineering


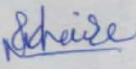


Academic Dean



Principal

Copy to:

1. HOD- EE 
2. Library Deptl: - 
3. T&P Dept. 