





Guru Gobind Singh Foundation's
GURU GOBIND SINGH COLLEGE OF ENGINEERING & RESEARCH CENTRE, NASHIK
Khalsa Educational Complex, Guru Gobind Singh Marg, Wadala-Pathardi Road, Nashik-422009.
Ph. 0253 - 2372786, 7708004591, 82 Fax - 0253 - 2372666
www.ggsf.edu.in • e-mail : gcoerc.nashik@ggsf.edu.in

Electrical Engineering Science Department

Feedback Analysis Report: A.Y.2018-19 (Sem-I)

Sr. No.	Name of Staff	Average Feedback					
		Students	HOD	Academic Dean	Principal	CEO	Average
1	Mrs. S.P. Sonar	4.37	3.75	4.00			
2	Mr. N.M. Pawar	4.85	4.13	3.90			
3	Mrs.Poonam Shav	4.36	4.00	3.80			
4	Mr.Anuj Pandey	4.48	4.25	3.6			
5	Mr. R.V. Patel	4.61	4.37	3.90			
6	Mr. B.G. Dabhade	4.03	3.62	3.40			
7	Mrs.Lubdha Godbole	4.27	3.75	2.90			
8	Ms. Pallavi S. Jadhav	4.03	4.25	2.90			


Dr. S. D. Kalpande
Academic Dean


Dr. N. G. Nikam
Principal

Guru Gobind Singh College of Engineering and Research Centre, Nashik
Student's Feedback Report (Mid Term)

Academic Year: 2018-2019	
--------------------------	--

Name of Teacher: Mrs. S. P. Sonar

Rate the teaching-learning process parameters of mentioned subject
(Very Poor: 1, Poor: 2, Average: 3, Good: 4, Excellent: 5)

S. N.	Question	Offline						Average			Parameter		Rating
		Name of Subject		Rating		Rating		Average		Parameter			
		Th/Pr	PLC SCADA (B.E)	Th	Pr	Th	Pr	Th	Pr	Audible Clear Voice & Pronunciations	Online		
1	Regularity in class conduction			4.2	4.3	3.97	3.97	4.09	4.3	4.3	4.3	4.78	4.75
2	Delivery of course content			4.1	4.3	3.90	3.90	3.98	4.3	4.3	4.3	4.44	4.44
3	Teaching methodologies used for understanding			4.1	4.2	3.97	3.97	4.02	4.2	4.2	4.2	4.75	4.75
4	Interaction and motivation related to course			4.3	4.3	3.97	3.97	4.14	4.3	4.3	4.3	4.72	4.72
5	Understanding of course objective			4.1	4.4	3.85	3.85	4.00	4.4	4.4	4.4	4.75	4.75
6	Overall command on class and subject			2.1	4.3	3.82	3.82	2.96	4.3	4.3	4.3	4.53	4.53
	Average			3.82	4.30	3.91	3.91	3.87	4.30	4.30	4.30	4.56	4.56
	Total Avg.			4.06		3.91	3.91	4.08				4.66	
				Yes	No	Yes(%)	No(%)	Yes	No	Yes(%)	No(%)	Overall Rating = 4.37	
7	Aware about the course outline (Yes/No)			35	13	73	27	35	4	90	10		
8	Aware about evaluation format (Yes/No)			37	11	77	23	31	8	79	21		
9	Course meets the expectation (Yes/No)			30	18	63	38	31	8	79	21		

Suggestions for Improvement : *

Mrs. S. P. Sonar
HOD, EE

Dr. S. D. Kalpande
Academic Dean

Dr. N. G. Nikam
Principal

Guru Gobind Singh College of Engineering and Research Centre, Nashik
Student's Feedback Report (Mid Term)


Academic Year: 2018-2019


Name of Teacher: Mr. N. M. Pawar


Rate the teaching-learning process parameters of mentioned subject
(Very Poor: 1, Poor: 2, Average: 3, Good: 4, Excellent: 5)

S. N.	Question	Offline				Online				
		Rating		Rating		Average		Parameter		Rating
	Name of Subject	EHV AC (B.E)		EM/C -II (T.E)				Audible Clear Voice & Pronunciations		4.93
	Th/Pr	Th	Pr	Th	Pr			Clarity to students Doubts		4.86
		Rating (05)		Rating (05)		Rating (05)		Coverage of Syllabus		4.86
1	Regularity in class conduction	4.9		4.8	4.8	4.9	4.8	Knowledge and Competence		4.93
2	Delivery of course content	5.0		4.8	4.8	4.9	4.8	Lecture Management		4.83
3	Teaching methodologies used for understanding	4.9		4.8	4.8	4.9	4.8	Presentation Skill		4.80
4	Interaction and motivation related to course	4.9		4.8	4.8	4.8	4.8	Real World Examples		4.83
5	Understanding of course objective	4.9		4.8	4.8	4.9	4.8	Reference to university exam questions		4.90
6	Overall command on class and subject	4.9		4.8	4.8	4.8	4.8	Speed of delivery of syllabus		4.86
	Average	4.90		4.8	4.8	4.9	4.8	Students counseling and support		4.90
	Total Avg.	4.90		4.8		4.8		4.86		
		Yes	No	Yes(%)	No(%)	Yes	No	Yes(%)	No(%)	Overall Rating = 4.85
7	Aware about the course outline (Yes/No)	47	1	98	2	47	1	98	2	
8	Aware about evaluation format (Yes/No)	47	1	98	2	47	1	98	2	
9	Course meets the expectation (Yes/No)	46	2	96	4	46	2	96	4	

Suggestions for Improvement : *


Mrs. S. P. Sonar
HOD, EE


Dr. S. D. Kalpande
Academic Dean


Dr. N. G. Nikam
Principal

Guru Gobind Singh College of Engineering and Research Centre, Nashik
Student's Feedback Report (Mid Term)


Academic Year: 2018-2019


Name of Teacher: Mr. R. V. Patel


Rate the teaching-learning process parameters of mentioned subject
(Very Poor: 1, Poor: 2, Average: 3, Good: 4, Excellent: 5)

S. N.	Question	Offline				Online				
		Rating		Rating		Average		Parameter		Rating
	Name of Subject	AC-V (B.E)		EMI (S.E)				Audible Clear Voice & Pronunciations		4.75
	Th/Pr	Th	Pr	Th	Pr	Th	Pr	Clarity to students Doubts		4.76
		Rating (05)		Rating (05)		Rating (05)		Coverage of Syllabus		4.80
1	Regularity in class conduction	4.4		4.8	4.8	4.59	4.8	Knowledge and Competence		4.76
2	Delivery of course content	4.2		4.6	4.6	4.38	4.6	Lecture Management		4.80
3	Teaching methodologies used for understanding concepts	4.0		4.6	4.6	4.31	4.6	Presentation Skill		4.78
4	Interaction and motivation related to course	3.9		4.4	4.4	4.13	4.4	Real World Examples		4.83
5	Understanding of course objective	4.0		4.5	4.5	4.22	4.5	Reference to university exam questions		4.81
6	Overall command on class and subject	3.9		4.5	4.5	4.19	4.5	Speed of delivery of syllabus		4.78
	Average	4.03		4.57	4.57	4.30	4.57	Students counseling and support		4.81
	Total Avg.	4.03		4.57		4.44		4.79		
		Yes	No	Yes(%)	No(%)	Yes	No	Yes(%)	No(%)	Overall Rating = 4.61
7	Aware about the course outline (Yes/No)	37	3	92	8	36	3	92	8	
8	Aware about evaluation format (Yes/No)	34	6	85	15	39	0	100	0	
9	Course meets the expectation (Yes/No)	33	7	82	18	39	0	100	0	

Suggestions for Improvement : *


Mrs. S. P. Sonar
HOD, EE


Dr. S. D. Kalpande
Academic Dean


Dr. N. G. Nikam
Principal

Guru Gobind Singh College of Engineering and Research Centre, Nashik
Student's Feedback Report (Mid Term)


Academic Year: 2018-2019

Name of Teacher: Mr. B. G. Dabhade


Rate the teaching-learning process parameters of mentioned subject
(Very Poor: 1, Poor: 2, Average: 3, Good: 4, Excellent: 5)

S. N.	Question	Offline				Online				
		Rating		Rating		Average		Parameter		Rating
Name of Subject		ITM(T.E BEE (Pr)		MS(S.E)				Audible Clear Voice & Pronunciations		4.44
Th/Pr		Th	Pr	Th	Pr	Th	Pr	Clarity to students Doubts		4.44
		Rating (05)		Rating (05)		Rating (05)		Coverage of Syllabus		4.41
1	Regularity in class conduction	3.8	4.29	4.1	4.1	3.92	4.2	Knowledge and Competence		4.53
2	Delivery of course content	3.3	4.14	3.4	3.4	3.35	3.8	Lecture Management		4.44
3	Teaching methodologies used for understanding concepts	3.3	4.33	3.3	3.3	3.31	3.8	Presentation Skill		4.44
4	Interaction and motivation related to course	3.5	4.10	3.4	3.4	3.44	3.8	Real World Examples		4.44
5	Understanding of course objective	3.4	4.05	3.2	3.2	3.31	3.6	Reference to university exam questions		4.44
6	Overall command on class and subject	3.2	4.00	3.4	3.4	3.30	3.7	Speed of delivery of syllabus		4.44
Average		3.43	4.15	3.45	3.45	3.44	3.80	Students counseling and support		4.38
Total Avg.		3.79		3.45		3.62		4.44		
		Yes	No	Yes(%)	No(%)	Yes	No	Yes(%)	No(%)	Overall Rating = 4.03
7	Aware about the course outline (Yes/No)	32	6	84	16	32	7	82	18	
8	Aware about evaluation format (Yes/No)	31	7	82	18	34	5	87	13	
9	Course meets the expectation (Yes/No)	29	9	76	24	28	11	72	28	

Suggestions for Improvement : *


Mrs. S. P. Sonar
HOD, EE


Dr. S. D. Kalpande
Academic Dean


Dr. N. G. Nikam
Principal

Guru Gobind Singh College of Engineering and Research Centre, Nashik
Student's Feedback Report (Mid Term)

Academic Year: 2018-2019

Name of Teacher: Ms. P. D. Shav

Rate the teaching-learning process parameters of mentioned subject
(Very Poor: 1, Poor: 2, Average: 3, Good: 4, Excellent: 5)

S. N.	Question	Offline				Online				
		Rating		Rating		Average		Parameter		Rating
	Name of Subject	CS-II (B.E)		PGT (S.E)				Audible Clear Voice & Pronunciations		4.65
	Th/Pr	Th	Pr	Th	Pr	Th	Pr	Clarity to students Doubts		4.60
		Rating (05)		Rating (05)		Rating (05)		Coverage of Syllabus		4.69
1	Regularity in class conduction	4.5	4.3	4.59		4.52	4.3	Knowledge and Competence		4.60
2	Delivery of course content	4.1	4.1	3.67		3.88	4.1	Lecture Management		4.55
3	Teaching methodologies used for understanding	4.0	4.1	4.21		4.08	4.1	Presentation Skill		4.59
4	Interaction and motivation related to course	4.0	4.0	4.21		4.08	4.0	Real World Examples		4.60
5	Understanding of course objective	4.0	3.9	4.10		4.06	3.9	Reference to university exam questions		4.65
6	Overall command on class and subject	4.1	4.1	4.03		4.04	4.1	Speed of delivery of syllabus		4.64
	Average	4.09	4.09	4.13		4.11	4.09	Students counseling and support		4.68
	Total Avg.	4.09		4.13		4.10		4.63		
		Yes	No	Yes(%)	No(%)	Yes	No	Yes(%)	No(%)	Overall Rating = 4.365
7	Aware about the course outline (Yes/No)	41	7	85	15	36	3	92	8	
8	Aware about evaluation format (Yes/No)	43	5	90	10	31	8	79	21	
9	Course meets the expectation (Yes/No)	41	7	85	15	28	11	72	28	

Suggestions for Improvement : *



Mrs. S. P. Sonar
HOD, EE



Dr. S. D. Kalpande
Academic Dean



Dr. N. G. Nikam
Principal

Guru Gobind Singh College of Engineering and Research Centre, Nashik
Student's Feedback Report (Mid Term)


Academic Year: 2018-2019


Name of Teacher: Mrs. L. M. Godbole

Rate the teaching-learning process parameters of mentioned subject
(Very Poor: 1, Poor: 2, Average: 3, Good: 4, Excellent: 5)

S. N.	Question	Offline						Online			
		Name of Subject		Rating		Rating		Average		Parameter	Rating
		Th	Pr	Th	Pr	Th	Pr	Th	Pr		
1	Regularity in class conduction	4.2	4.1	3.7	3.7	3.93	3.86	Audible Clear Voice & Pronunciations			4.90
2	Delivery of course content	3.8	3.7	3.5	3.5	3.67	3.59	Clarity to students Doubts			4.90
3	Teaching methodologies used for understanding concepts	3.5	3.6	3.6	3.6	3.55	3.62	Coverage of Syllabus			4.90
4	Interaction and motivation related to course	3.6	3.6	3.7	3.7	3.62	3.63	Knowledge and Competence			4.90
5	Understanding of course objective	3.5	3.6	3.5	3.5	3.49	3.53	Lecture Management			4.93
6	Overall command on class and subject	3.6	3.5	3.5	3.5	3.57	3.53	Presentation Skill			4.90
	Average	3.7	3.7	3.6	3.6	3.64	3.63	Real World Examples			4.90
	Total Avg.	3.7		3.6		3.63		Reference to university exam questions			4.90
		Yes	No	Yes(%)	No(%)	Yes	No	Yes(%)	No(%)	Speed of delivery of syllabus	
7	Aware about the course outline (Yes/No)	43	5	90	10	33	5	87	13	Students counseling and support	
8	Aware about evaluation format (Yes/No)	42	6	88	13	32	6	84	16	Overall Rating = 4.27	
9	Course meets the expectation (Yes/No)	40	8	83	17	30	8	79	21		
Suggestions for Improvement : *											


Mrs. S. P. Sonar
HOD, EE


Dr. S. D. Kalpande
Academic Dean


Dr. N. G. Nikam
Principal

Guru Gobind Singh College of Engineering and Research Centre, Nashik
Student's Feedback Report (Mid Term)


Academic Year: 2018-2019


Name of Teacher: Mr. Anuj D. Pandey


Rate the teaching-learning process parameters of mentioned subject
 (Very Poor: 1, Poor: 2, Average: 3, Good: 4, Excellent: 5)

S. N.	Question	Offline				Online				
		Rating		Rating		Average		Parameter		Rating
	Name of Subject	PQ (B.E)		AMA (T.E)				Audible Clear Voice & Pronunciations		4.83
	Th/Pr	Th	Pr	Th	Pr	Th	Pr	Clarity to students Doubts		4.76
		Rating (05)		Rating (05)		Rating (05)		Coverage of Syllabus		4.76
1	Regularity in class conduction	4.5	4.3	4.18	4.18	4.34	4.26	Knowledge and Competence		4.80
2	Delivery of course content	4.4	4.1	4.08	4.08	4.25	4.10	Lecture Management		4.80
3	Teaching methodologies used for	4.4	4.5	4.05	4.05	4.23	4.27	Presentation Skill		4.74
4	Interaction and motivation related to course	4.4	4.5	3.92	3.92	4.15	4.20	Real World Examples		4.76
5	Understanding of course objective	4.3	4.4	4.18	4.18	4.25	4.29	Reference to university exam questions		4.70
6	Overall command on class and subject	4.4	4.3	4.32	4.32	4.36	4.32	Speed of delivery of syllabus		4.80
	Average	4.40	4.36	4.12	4.12	4.26	4.24	Students counseling and support		4.23
	Total Avg.	4.38		4.12		4.25		4.72		
		Yes	No	Yes(%)	No(%)	Yes	No	Yes(%)	No(%)	Overall Rating = 4.48
7	Aware about the course outline (Yes/No)	47	1	98	3	35	3	92	8	
8	Aware about evaluation format (Yes/No)	47	1	98	3	38	0	100	0	
9	Course meets the expectation (Yes/No)	46	2	96	6	34	4	89	11	

Suggestions for Improvement : *


 Mrs. S. P. Sonar
 HOD, EE


 Dr. S. D. Kalpande
 Academic Dean


 Dr. N. G. Nikam
 Principal

Guru Gobind Singh College of Engineering and Research Centre, Nashik
Student's Feedback Report (Mid Term)

Academic Year: 2018-2019

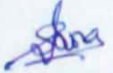
Name of Teacher: Ms. Pallavi S. Jadhav

Rate the teaching-learning process parameters of mentioned subject
(Very Poor: 1, Poor: 2, Average: 3, Good: 4, Excellent: 5)


S. N.	Question	Offline				Online			
		Rating		Rating		Parameter		Rating	
	Name of Subject	EIMT (T.E)		B.E.E (F.E)		Average		Audible Clear Voice & Pronunciations	4.12
	Th/Pr	Th	Pr	Th	Pr	Th	Pr	Clarity to students Doubts	4.07
		Rating (05)		Rating (05)		Rating (05)		Coverage of Syllabus	4.03
1	Regularity in class conduction	3.9	3.9	4.56	4.29	4.25	4.12	Knowledge and Competence	4.21
2	Delivery of course content	3.8	3.7	4.06	4.14	3.93	3.93	Lecture Management	4.12
3	Teaching methodologies used for	3.7	3.7	4.00	4.33	3.84	4.01	Presentation Skill	4.21
4	Interaction and motivation related to course	3.6	3.6	3.97	4.10	3.77	3.84	Real World Examples	4.12
5	Understanding of course objective	3.7	3.7	3.91	4.05	3.78	3.85	Reference to university exam questions	4.18
6	Overall command on class and subject	3.7	3.7	4.00	4.00	3.86	3.86	Speed of delivery of syllabus	4.12
	Average	3.7	3.7	4.08	4.15	3.9	3.9	Students counseling and support	4.07
	Total Avg.	3.72		4.12		3.92		4.13	
		Yes	No	Yes(%)	No(%)	Yes	No	Yes(%)	No(%)
7	Aware about the course outline (Yes/No)	36	2	95	5	30	4	88	12
8	Aware about evaluation format (Yes/No)	32	6	84	16	28	6	82	18
9	Course meets the expectation (Yes/No)	33	5	87	13	27	7	79	21

Overall Rating = 4.03

Suggestions for Improvement : *


Mrs. S. P. Sonar
HOD, EE


Dr. S. D. Kalpande
Academic Dean



Dr. N. G. Nikam
Principal

Guru Gobind Singh Foundation's
Guru Gobind Singh College Of Engineering And Research Centre, Nashik
Department Of Electrical Engineering


Feedback Analysis Report

A.Y. 2018-19 Sem -II

Sr. No.	Name of the Staff	Average Feedback
1	Prof. S. P.Sonar	4.69
2	Prof. N.M. Pawar	4.46
3	Prof. R. V. Patel	4.67
4	Prof. B.G. Dabhade	4.53
5	Prof. P.D. Shav	4.34
6	Prof. L.M. Godbole	4.5
7	Prof. S.U. Shinde	4.64
8	Prof. A.D. Pandey	4.43
9	Prof. P.S. Jadhav	4.76
10	Prof. N.H. Mate	4.55


Prof. S. P.Sonar
HOD EE


Dr. S. D. Kalpande
Academic Dean


Dr. N. G. Nikam
Principal

Head
Department of Electrical Engineering
Guru Gobind Singh College of
Engineering and Research Centre, Nashik

Dean Academics
Guru Gobind Singh College of
Engineering and Research Centre, Nashik

PRINCIPAL
GURU GOBIND SINGH COLLEGE OF ENGINEERING
RESEARCH CENTRE, NASHIK

	Audit Course VI	Elective IV	Elective-III	Power Electronics	Switch Gear And
Chhapre Poonam Shivnarayan			9		
Dabhade Bhimrao Gulabrao				9	
Jadhav Pallavi Sanjay	9				
Pandey Anuj Dharmendra					9
Sonar Sapana Pradip		9			

Head of Electrical
 GURU GOBIND SINGH COLLEGE OF ENGINEERING
 & RESEARCH CENTRE, NASHIK



Student Satisfaction Index Report for EE TE Shift-I - 2018-2019

Enroll Feed back- 31

Question	Audit Course IV	Control System I	Design of Electrical	Energy audit and Manage	Power System II	Utilization of Electrical	Total
Audible Clear Voice & pronunciations	8.97	9.07	8.62	8.59	8.65	8.45	8.72
Clarity to student doubts	8.83	8.97	8.66	8.59	8.65	8.24	8.65
Coverage of Syllabus	9.07	9.17	8.38	8.48	8.61	8.48	8.70
Knowledge & Competence	8.93	9.00	8.52	8.66	8.48	8.38	8.66
Lecture Management	9.00	9.17	8.52	8.55	8.71	8.52	8.74
Presentation Skill	9.03	9.14	8.52	8.62	8.55	8.52	8.73
Real World Examples	9.00	9.10	8.48	8.69	8.77	8.24	8.72
Reference to University Exam questions	8.90	9.17	8.55	8.66	8.65	8.55	8.74
Speed of Delivery of Syllabus	8.79	9.10	8.38	8.62	8.61	8.55	8.68
Students Counseling and Support	8.90	9.21	8.62	8.48	8.58	8.38	8.69
Total	8.94	9.11	8.52	8.59	8.63	8.43	8.70

	Audit Course IV	Control System I	Design of Electrical	Energy audit and	Power System II	Utilization of
Chhapre Poonam Shivnarayan						8
Dabhade Bhimrao Gulabrao	9					
Godbole Lubdha Mandar					9	
Mate Nikhil Hiranman				9		
Pawar Nagorao Marotirao		9				
Shinde Sagar Uttam			9			


 Head of Electrical
 GURU GOBIND SINGH COLLEGE OF ENGINEERING
 & RESEARCH CENTRE, NASHIK



Student Satisfaction Index Report for EE SE Shift-I - 2018-2019

Enroll Feed back- 32

Question	Audit Course II-A	Audit Course II-B	Electrical Machines I	Fundamentals of Micropro	Network Analysis	Numerical Methods	Power System I	Total
Audible Clear Voice & pronunciations	9.59	9.67	9.79	9.71	9.61	9.78	9.40	9.65
Clarity to student doubts	9.67	9.67	9.79	9.68	9.61	9.81	9.40	9.66
Coverage of Syllabus	9.63	9.48	9.68	9.79	9.64	9.75	9.33	9.62
Knowledge & Competence	9.74	9.70	9.79	9.75	9.68	9.75	9.33	9.68
Lecture Management	9.74	9.63	9.79	9.75	9.64	9.78	9.40	9.68
Presentation Skill	9.70	9.56	9.82	9.75	9.64	9.78	9.33	9.66
Real World Examples	9.67	9.67	9.82	9.71	9.64	9.72	9.40	9.66
Reference to University Exam questions	9.63	9.67	9.79	9.71	9.57	9.75	9.40	9.65
Speed of Delivery of Syllabus	9.63	9.59	9.71	9.79	9.54	9.72	9.40	9.63
Students Counseling and Support	9.63	9.63	9.68	9.75	9.64	9.75	9.33	9.63
Total	9.66	9.63	9.76	9.74	9.62	9.76	9.37	9.65


	Audit Course II-A	Audit Course II-B	Electrical Machines I	Fundamentals of	Network Analysis	Numerical Methods	Power System I
Godbole Lubdha Mandar							9
Jadhav Pallavi Sanjay				10			
Mate Nikhil Hiranman					10		
Patel Rajankumar Vijaybhai						10	
Shinde Sagar Uttam	10	10					
Sonar Sapana Pradip			10				





Head of Electrical
**GURU GOBIND SINGH COLLEGE OF ENGINEERING
 & RESEARCH CENTRE, NASHIK**

Guru Gobind Singh College of Engineering and Research Centre, Nashik
Student's Feedback Report (Mid Term)
ELECTRICAL DEPARTMENT
Overall Feedback
2018-19 Sem -II






Sr. No	Name of Staff	Feedback (5)
1	Mrs. S. P. Sonar	4.51
2	Mr. N.M. Pawar	4.41
3	Mr. R.V. Patel	4.56
4	Mr. B.G. Dabhade	4.39
5	Mrs.Poonam Shav	4.10
6	Mrs.Lubdha Godbole	4.04
7	Mr.S.U. Shinde	4.22
8	Mr.Anuj Pandey	4.36
9	Ms. Pallavi S. Jadhav	4.53
10	Mr. N.H. Mate	4.32


Prof. S.P. Sonar
HOD EE



Dr. S.D. Kalpande
Academic Dean



Dr. N.G. Nikam
Principal

Gobind Singh College of Engineering and Research Centre, Nashik
Student's Feedback Report (Mid Term)
ELECTRICAL DEPARTMENT
Overall Feedback
2018-19 Sem -II

Sr. No	Name of Staff	Feedback (5)	Sign
1	Mrs. S. P. Sonar	4.51	
2	Mr. N.M. Pawar	4.41	
3	Mr. R.V. Patel	4.56	
4	Mr. B.G. Dabhade	4.39	
5	Mrs.Poonam Shav	4.10	
6	Mrs.Lubdha Godbole	4.04	
7	Mr.S.U. Shinde	4.22	
8	Mr.Anuj Pandey	4.36	
9	Ms. Pallavi S. Jadhav	4.53	
10	Mr. N.H. Mate	4.32	


HOD EE


Dr. S.D. Kalpande
Academic Dean


Dr. N.G. Nikam
Principal

Guru Gobind Singh College of Engineering and Research Centre, Nashik
Student's Feedback Report (Mid Term)

Academic Year: 2018-2019	Sem-II	Program : SE (EE)/SG(BE) / EW(TE)	
Department of Electrical Engineering			
Name of Teacher: Mrs. S. P. Sonar			

Rate the teaching-learning process parameters of mentioned subject
(Very Poor: 1, Poor: 2, Average: 3, Good: 4, Excellent: 5)

S. N.	Question	Rating (05)												Parameter		Rating	
		EMC-I (SE)		EMC-I (SE)		SG (BE)		EW		Average		Th	Pr	EMC-I (SE)	SG (BE)		
		Th	Pr	Th	Pr	Th	Pr	Th	Pr	Th	Pr						
1	Regularity in class conduction	4.40	4.30	4.10	4.40	4.40	4.40	4.25	4.35	4.25	4.30	4.90	4.50	4.90	4.50		
2	Delivery of course content	4.40	4.30	4.00	4.30	4.40	4.30	4.20	4.30	4.20	4.30	4.90	4.50	4.90	4.50		
3	Teaching methodologies used for understanding concepts	4.40	4.40	4.00	4.40	4.40	4.40	4.20	4.40	4.20	4.40	4.91	4.50	4.91	4.50		
4	Interaction and motivation related to course	4.50	4.60	4.00	4.50	4.50	4.50	4.25	4.55	4.20	4.40	4.90	4.50	4.90	4.50		
5	Understanding of course objective	4.40	4.50	4.00	4.30	4.40	4.30	4.20	4.40	4.20	4.40	4.86	4.50	4.86	4.50		
6	Overall command on class and subject	4.40	4.40	4.10	4.40	4.40	4.40	4.25	4.40	4.25	4.40	4.84	4.50	4.84	4.50		
Average		4.42	4.42	4.03	4.38	4.03	4.38	4.33		4.33		4.88	4.50	4.88	4.50		
Total Avg		4.42		4.03		4.38		4.33		4.33		4.69		4.69			
7	Aware about the course outline (Yes/No)	54	2	53	3	40	3	11	1	96	4	Overall Rating = 4.51					
8	Aware about evaluation format (Yes/No)	54	2	53	3	39	4	9	3	96	4						
9	Course meets the expectation (Yes/No)	51	5	50	6	39	4	10	1	91	9						

Suggestions for Improvement :


Ms. S. P. Sonar
HOD, EE


Dr. S. D. Kalpande
Academic Dean


Dr. N. G. Nikam
Principal

Guru Gobind Singh College of Engineering and Research Centre, Nashik
Student's Feedback Report (Mid Term)

Department of Electrical Engineering

Program : TE (EE) / BEE (FE)


Academic Year: 2018-2019

Sem- II

Name of Teacher: Mr. N. M. Pawar

Rate the teaching-learning process parameters of mentioned subject
(Very Poor: 1, Poor: 2, Average: 3, Good: 4, Excellent: 5)

S. N.	Question	Rating (05)										Online				
		CS-I (TE)		CS-I (TE)		BEE (FE)		Average		Parameter		Rating				
		Th	Pr	Th	Pr	Th	Pr	Th	Pr	Audible Clear Voice & Pronunciations	CS-I (TE)	BEE (FE)				
	Th/Pr	Rating (05)	Rating (05)	Rating (05)	Rating (05)	Rating (05)	Rating (05)	Rating (05)	Rating (05)	Rating (05)	Rating (05)	Rating (05)	Rating (05)	Rating (05)	Rating (05)	Rating (05)
1	Regularity in class conduction	4.40	4.40	4.79	4.61	4.79	4.61	4.60	4.46	Audible Clear Voice & Pronunciations	4.54	4.27	4.34	4.37	4.40	4.57
2	Delivery of course content	4.20	4.30	4.61	4.42	4.61	4.42	4.41	4.46	Clarity to student Doubts	4.49	4.34	4.37	4.40	4.57	4.54
3	Teaching methodologies used for understanding concepts	4.20	4.30	4.42	4.45	4.42	4.45	4.20	4.30	Coverage of Syllabus	4.59	4.37	4.40	4.40	4.57	4.54
4	Interaction and motivation related to course	4.20	4.30	4.45	4.45	4.45	4.45	4.33	4.38	Knowledge and Competence	4.59	4.37	4.40	4.40	4.57	4.54
5	Understanding of course objective	4.20	4.20	4.58	4.58	4.58	4.58	4.39	4.39	Lecture Management	4.59	4.37	4.40	4.40	4.57	4.54
6	Overall command on class and subject	4.10	4.20	4.56	4.60	4.56	4.60	4.33	4.38	Presentation Skill	4.59	4.37	4.40	4.40	4.57	4.54
	Average	4.22	4.28	4.60	4.48	4.48	4.48	4.36	4.36	Real World Examples	4.61	4.37	4.40	4.40	4.57	4.54
	Total Avg.	4.25		4.54		4.36		4.36		Reference to university exam questions	4.56	4.37	4.40	4.40	4.57	4.54
		Yes	No	Yes	No	Yes	No	Yes	No	Speed of delivery of syllabus	4.56	4.37	4.40	4.40	4.57	4.54
7	Aware about the course outline (Yes/No)	42	7	41	8	31	2	86	14	Students counseling and support	4.61	4.37	4.40	4.40	4.57	4.54
8	Aware about evaluation format (Yes/No)	41	8	39	10	32	1	84	16	Average	4.56	4.37	4.40	4.40	4.57	4.54
9	Course meets the expectation (Yes/No)	40	9	37	12	32	1	82	18	Total Average	4.56	4.37	4.40	4.40	4.57	4.54
Suggestions for Improvement : *		Overall Rating = 4.41														


Ms. S. P. Sonar
HOD, EE


Dr. S. D. Kalpande
Academic Dean


Dr. N. G. Nikam
Principal

Guru Gobind Singh College of Engineering and Research Centre, Nashik
Student's Feedback Report (Mid Term)

Department of Electrical Engineering		Program : SE (Mech) / SE (EE)	
Academic Year: 2018-2019	Sem-II		

Name of Teacher: Mr. R.V. Patel

Rate the teaching-learning process parameters of mentioned subject
 (Very Poor: 1, Poor: 2, Average: 3, Good: 4, Excellent: 5)

S. N.	Question	Offline										Online							
		NMCP (SE)					EEE (SE B)					Rating		Parameter		Rating			
	Th/Pr	Th	Pr	Pr	Rating (05)	Th	Pr	Pr	Rating (05)	Th	Pr	Th	Pr	Average					
1	Regularity in class conduction		4.80		4.80	4.31	4.53		4.56	4.41	4.51			4.66			4.89	4.50	
2	Delivery of course content		4.70		4.60	4.13	4.41		4.37	4.37	4.44			4.44			4.89	4.44	
3	Teaching methodologies used for understanding concepts		4.80		4.70	3.94	4.18		4.35	4.35	4.45			4.45			4.86	4.50	
4	Interaction and motivation related to course		4.70		4.60	4.00	4.29		4.40	4.40	4.47			4.47			4.87	4.42	
5	Understanding of course objective		4.70		4.70	4.09	4.24		4.28	4.28	4.50			4.50			4.86	4.42	
6	Overall command on class and subject		4.60		4.70	3.97	4.29		4.39	4.39	4.50			4.50			4.87	4.39	
	Average		4.72		4.68	4.07	4.32		4.45	4.45	4.67			4.67			4.88	4.46	
	Total Avg		4.70		4.20														
7	Aware about the course outline (Yes/No)	Yes	No	Yes	No	Yes	No	Yes	No	Yes	No	Yes	No	Yes	No	Yes	No	Yes	No
		55	1	91	9	100	0	98	2										
8	Aware about evaluation format (Yes/No)	Yes	No	Yes	No	Yes	No	Yes	No	Yes	No	Yes	No	Yes	No	Yes	No	Yes	No
		54	2	94	6	100	0	96	4										
9	Course meets the expectation (Yes/No)	Yes	No	Yes	No	Yes	No	Yes	No	Yes	No	Yes	No	Yes	No	Yes	No	Yes	No
		55	1	91	9	100	0	98	2										
Suggestions for Improvement : *																			
Overall Rating = 4.56																			


 Ms. S. P. Sonar
 HOD, EE


 Dr. S. D. Kalpande
 Academic Dean


 Dr. N. G. Nikam
 Principal

Guru Gobind Singh College of Engineering and Research Centre, Nashik
Student's Feedback Report (Mid Term)

Department of Electrical Engineering


Academic Year: 2018-2019	Program : BE (EE)/ TE (EE)/ BEE (FE)
--------------------------	--------------------------------------


Name of Teacher: Mr. B.G. Dabhade


Rate the teaching-learning process parameters of mentioned subject
(Very Poor: 1, Poor: 2, Average: 3, Good: 4, Excellent: 5)

S. N.	Question	Offline								Online				
		Rating								Parameter	Rating			
		PECD (B.E.)		PECD (B.F.)		AC -IV		BEE (F.E.)			Average		PECD (B.E.)	AC-IV
Name of Subject	Th	Pr	Th	Pr	Th	Pr	Th	Pr	Th	Pr	Audible Clear Voice & Pronunciations			
												4.59	4.48	
												4.62	4.41	
												4.62	4.53	
												4.59	4.46	
1	Regularity in class conduction	4.40	4.50	4.30	4.69	4.35	4.60					4.59	4.46	
2	Delivery of course content	4.10	4.30	4.10	4.31	4.10	4.31					4.62	4.50	
3	Teaching methodologies used for understanding concepts	4.10	4.10	4.40	4.24	4.25	4.17					4.59	4.51	
4	Interaction and motivation related to course	4.10	4.10	4.30	4.17	4.20	4.14					4.59	4.50	
5	Understanding of course objective	4.20	4.10	4.40	4.28	4.30	4.19					4.56	4.45	
6	Overall command on class and subject	4.00	4.10	4.30	4.29	4.15	4.20					4.59	4.39	
	Average	4.15	4.20	4.30	4.33	4.23	4.27					4.59	4.45	
	Total Avg.	4.18		4.30		4.33		4.25				Average	4.60	4.47
												Total Avg.	4.53	
		Yes	No	Yes	No	Yes	No	Yes	No	Yes (%)	No(%)	Overall Rating = 4.39		
7	Aware about the course outline (Yes/No)	41	2	40	3	42	7	28	1	95	5			
8	Aware about evaluation format (Yes/No)	41	2	41	2	44	5	28	1	95	5			
9	Course meets the expectation (Yes/No)	41	2	41	2	43	6	28	1	95	5			

Suggestions for Improvement : *


M. S. P. Sonar
HOD, EE


Dr. S. D. Kalpande
Academic Dean


Dr. N. G. Nikam
Principal

Name of Teacher: Mrs. F. D. Shav

Rate the teaching-learning process parameters of mentioned subject
 (Very Poor: 1, Poor: 2, Average: 3, Good: 4, Excellent: 5)

S. N.	Question	Offline										Online	
		Rating					Rating					Parameter	Rating
Name of Subject		HVE (BE)		UEE (TE)		EW (TE)		Average		Average		HVE (BE)	UEE (TE)
Th/Pr		Th	Pr	Th	Pr	Th	Pr	Th	Pr	Th	Pr		
		Rating (05)	Rating (05)	Rating (05)	Rating (05)	Rating (05)	Rating (05)	Rating (05)	Rating (05)	Rating (05)	Rating (05)		
1	Regularity in class conduction	4.20	4.30	3.50	3.60	3.60	3.60	3.85	3.95	3.85	3.95	4.44	4.19
2	Delivery of course content	4.20	4.20	3.60	3.50	3.50	3.50	3.90	3.85	3.90	3.85	4.47	4.26
3	Teaching methodologies used for understanding concepts	4.20	4.10	3.40	3.50	3.50	3.50	3.80	3.80	3.80	3.80	4.44	4.26
4	Interaction and motivation related to course	4.20	4.10	3.40	3.50	3.50	3.50	3.80	3.80	3.80	3.80	4.44	4.12
5	Understanding of course objective	4.20	4.30	3.40	3.50	3.50	3.50	3.80	3.90	3.80	3.90	4.44	4.28
6	Overall command on class and subject	4.20	4.20	3.50	3.60	3.60	3.60	3.85	3.90	3.85	3.90	4.44	4.28
Average		4.20	4.20	3.47	3.53	3.53	3.53	3.88		3.88		4.47	4.19
Total Avg.		4.20		3.47		3.53		3.88		3.88		4.33	
		Yes	No	Yes	No	Yes	No	Yes	No	Yes	No	Overall Rating = 4.10	
7	Aware about the course outline (Yes/No)	39	4	40	3	39	10	26	5	91	9		
8	Aware about evaluation format (Yes/No)	41	2	41	2	38	11	25	6	95	5		
9	Course meets the expectation (Yes/No)	39	4	39	4	35	14	22	8	91	9		
Suggestions for Improvement : *													


 Ms. S. P. Sonar


 Dr. S. D. Kalpande


 Dr. N. G. Nikam

Guru Gobind Singh College of Engineering and Research Centre, Nashik
Student's Feedback Report (Mid Term)

Academic Year: 2018-2019	Department of Electrical Engineering	Sem -II
Program : TE / SE (EE)		

Name of Teacher: Mrs. L. M. Godbole

Rate the teaching-learning process parameters of mentioned subject
(Very Poor: 1, Poor: 2, Average: 3, Good: 4, Excellent: 5)

S. N.	Question	Offline												Online			
		Rating						BEE(EE)						Parameter		Rating	
		PS-II (TE)		PS-II (TE)		PS-I (SE)		Pr		Rating (05)		Pr		Average		PS-II (TE)	PS-I (SE)
		Th	Pr	Th	Pr	Th	Pr	Th	Pr	Th	Pr	Th	Pr	Audible Clear Voice & Pronunciations	4.33	4.70	
		Rating (05)		Rating (05)		Rating (05)		Rating (05)		Rating (05)		Rating (05)		Clarity to students Doubts	4.33	4.70	
1	Regularity in class conduction	3.90	4.10	4.10	4.35	4.00	4.23	Coverage of Syllabus		4.31	4.67	Knowledge and Competence		4.24	4.67		
2	Delivery of course content	3.60	3.90	3.70	4.15	3.65	4.03	Lecture Management		4.36	4.70	Presentation Skill		4.28	4.67		
3	Teaching methodologies used for understanding concepts	3.60	3.80	3.40	3.85	3.50	3.83	Real World Examples		4.39	4.70	Reference to university exam questions		4.33	4.70		
4	Interaction and motivation related to course	3.60	3.80	3.40	3.70	3.50	3.75	Speed of delivery of syllabus		4.31	4.70	Students counseling and support		4.29	4.67		
5	Understanding of course objective	3.50	3.70	3.70	4.00	3.60	3.85	Average		3.60		Average		4.48			
6	Overall command on class and subject	3.40	3.50	3.50	4.00	3.45	3.75	Total Average		3.70		Total Average		3.60			
7	Aware about the course outline (Yes/No)	Yes	No	Yes	No	Yes	No	Yes	No	Yes	No	Yes	No	Overall Rating = 4.04			
8	Aware about evaluation format (Yes/No)	41	8	36	13	45	11	12	2								
9	Course meets the expectation (Yes/No)	40	9	38	11	44	12	15	0								
Suggestions for Improvement : *		40	9	38	11	37	19	14	1								


Ms. S. P. Sonar
HOD, EE


Dr. S. D. Kalpande
Academic Dean


Dr. N. G. Nikam
Principal

Guru Gobind Singh College of Engineering and Research Centre, Nashik
Student's Feedback Report (Mid Term)

Department of Electrical Engineering

Academic Year: 2018-2019

Program : TE/SE/EE/S.E.(Mech.)


Name of Teacher: Mr. S.U. Shinde

Rate the teaching-learning process parameters of mentioned subject
(Very Poor: 1, Poor: 2, Average: 3, Good: 4, Excellent: 5)

S. N.	Question	Offline										Online		
		Name of Subject					Rating					Parameter	Rating	
		Th	Pr	Rating (05)	DEM (TE)	AC- II (S.E.)	EEE (SE. Mech)	Pr	Rating (05)	Th	Pr		Average	DEM (TE)
1	Regularity in class conduction	4.10	3.80	3.80	3.80	4.52	3.75	3.75	4.31	3.78	3.78	4.31	4.80	
2	Delivery of course content	3.70	3.80	3.80	3.80	4.25	3.75	3.75	3.98	3.78	3.78	4.33	4.84	
3	Teaching methodologies used for understanding concepts	3.90	3.70	3.70	3.70	4.39	4.00	4.00	4.15	3.85	3.85	4.19	4.82	
4	Interaction and motivation related to course	3.80	3.80	3.80	3.80	4.34	4.00	4.00	4.07	3.90	3.90	4.26	4.87	
5	Understanding of course objective	3.70	3.80	3.80	3.80	4.30	3.67	3.67	4.00	3.74	3.74	4.24	4.84	
6	Overall command on class and subject	3.70	3.70	3.70	3.70	4.25	3.83	3.83	3.98	3.77	3.77	4.28	4.82	
	Average	3.82	3.77	3.77	3.77	4.34	3.83	3.83	3.98	3.87	3.87	4.31	4.82	
	Total Avg	3.79			4.34	3.83	3.87	3.87		3.87		4.56		
7	Aware about the course outline (Yes/No)	Yes	No	Yes	No	Yes	No	Yes	No	Yes(%)	No(%)	Overall Rating = 4.22		
8	Aware about evaluation format (Yes/No)	41	8	39	10	52	4	12	0	84	16			
9	Course meets the expectation (Yes/No)	40	9	39	10	49	7	10	2	82	18			
Suggestions for Improvement : *		38	11	37	12	49	7	10	2	78	22			


Ms. S. P. Sonar
HOD, EE


Dr. S. D. Kalpande
Academic Dean


Dr. N. G. Nikam
Principal

Guru Gobind Singh College of Engineering and Research Centre, Nashik
Student's Feedback Report (Mid Term)

Department of Electrical Engineering

Sem- II


Academic Year: 2018-2019


Program : TE / BE (EE) / FE

Name of Teacher: Mr. A. D. Pandey

Rate the teaching-learning process parameters of mentioned subject
(Very Poor: 1, Poor: 2, Average: 3, Good: 4, Excellent: 5)

S. N.	Question	Offline										Online							
		SGP (BE)					BEE (FE)					EA&M (TE)		Average		Parameter		Rating	
		Th	Pr	Rating (05)	Th	Pr	Rating (05)	Th	Pr	Rating (05)	Th	Pr	Rating (05)	Th	Pr	SGP (BE)	BEE (FE)	SGP (BE)	BEE (FE)
1	Regularity in class conduction	4.40	4.50	4.45	4.45	4.00	4.43	4.25	4.43	4.25	4.05	4.25	4.43	4.25	4.54	4.31	4.54	4.31	
2	Delivery of course content	4.20	4.30	4.43	4.43	3.80	4.32	4.05	4.32	4.05	4.05	4.25	4.32	4.05	4.57	4.31	4.57	4.31	
3	Teaching methodologies used for understanding concepts	4.30	4.40	4.21	4.21	4.00	4.26	4.20	4.26	4.20	4.20	4.20	4.26	4.20	4.57	4.36	4.57	4.36	
4	Interaction and motivation related to course	4.20	4.30	4.18	4.18	3.80	4.19	4.05	4.19	4.05	4.05	4.05	4.19	4.05	4.57	4.34	4.57	4.34	
5	Understanding of course objective	4.20	4.30	4.30	4.30	4.00	4.25	4.15	4.25	4.15	4.15	4.15	4.25	4.15	4.57	4.42	4.57	4.42	
6	Overall command on class and subject	4.40	4.40	4.26	4.26	4.10	4.33	4.25	4.33	4.25	4.25	4.25	4.33	4.25	4.54	4.22	4.54	4.22	
	Average	4.28	4.37	4.31	4.31	3.95	4.29	4.29	4.29	4.29	4.29	4.29	4.29	4.29	4.61	4.28	4.61	4.28	
	Total Avg	4.33					4.31					3.95		4.29		Average		4.44	
7	Aware about the course outline (Yes/No)	Yes	No	Yes	No	Yes	No	Yes	No	Yes	No	Yes	No	Yes	No	Overall Rating = 4.36			
8	Aware about evaluation format (Yes/No)	40	3	38	5	31	2	15	3	93	7								
9	Course meets the expectation (Yes/No)	39	4	40	3	31	2	14	4	91	9								
	Suggestions for Improvement : *	37	6	38	5	31	2	16	2	86	14								


Ms. S. P. Sonar
HOD, EE


Dr. S. D. Kalpande
Academic Dean


Dr. N. G. Nikam
Principal

Guru Gobind Singh College of Engineering and Research Centre, Nashik
Student's Feedback Report (Mid Term)

Department of Electrical Engineering
 Sem- II

Academic Year: 2018-2019

Program : SE/TE (EE)


Name of Teacher: Ms. P. S. Jadhav

Rate the teaching-learning process parameters of mentioned subject
 (Very Poor: 1, Poor: 2, Average: 3, Good: 4, Excellent: 5)

S. N.	Question	Offline										Online								
		Rating					BEE (F.E)					Parameter		Rating (05)						
		FMA (S.E)		AC-VI		Pr		Th		Pr		Th		Pr		FMA (S.E)	Rating (05)			
	Name of Subject	Th		Pr		Th		Pr		Th		Pr		Th		Pr				
		Rating (05)		Rating (05)		Rating (05)		Rating (05)		Rating (05)		Rating (05)		Rating (05)		Rating (05)				
1	Regularity in class conduction	4.64	4.60	4.26	4.45	4.45	4.45	4.45	4.45	4.45	4.45	4.45	4.45	4.45	4.45	4.45	4.45	4.86	4.65	
2	Delivery of course content	4.52	4.40	4.14	4.33	4.05	4.33	4.23	4.23	4.23	4.23	4.23	4.23	4.23	4.23	4.23	4.23	4.84	4.65	
3	Teaching methodologies used for understanding concepts	4.46	4.40	4.28	4.37	3.95	4.37	4.18	4.18	4.18	4.18	4.18	4.18	4.18	4.18	4.18	4.18	4.90	4.65	
4	Interaction and motivation related to course	4.25	4.20	4.21	4.23	4.00	4.23	4.10	4.10	4.10	4.10	4.10	4.10	4.10	4.10	4.10	4.10	4.88	4.65	
5	Understanding of course objective	4.55	4.50	4.24	4.40	4.00	4.40	4.25	4.25	4.25	4.25	4.25	4.25	4.25	4.25	4.25	4.25	4.88	4.65	
6	Overall command on class and subject	4.50	4.40	4.26	4.38	4.06	4.38	4.23	4.23	4.23	4.23	4.23	4.23	4.23	4.23	4.23	4.23	4.86	4.65	
	Average	4.49	4.42	4.23	4.36	4.09	4.36	4.25	4.25	4.25	4.25	4.25	4.25	4.25	4.25	4.25	4.25	4.88	4.65	
	Total Avg	4.45					4.09					4.31					Average		4.87	4.64
		Yes	No	Yes	No	Yes	No	Yes	No	Yes	No	Yes	No	Yes	No	Yes	No	Total Avg.		4.75
7	Aware about the course outline (Yes/No)	51	5	52	4	40	3	18	1	91	9							Overall Rating = 4.53		
8	Aware about evaluation format (Yes/No)	52	4	49	7	41	2	18	1	93	7									
9	Course meets the expectation (Yes/No)	50	6	49	7	39	4	18	1	89	11									
Suggestions for Improvement : *																				


 Ms. S. P. Sonar
 HOD, EE


 Dr. S. P. Kalpande
 Academic Dean


 Dr. N. G. Nikam
 Principal

Guru Gobind Singh College of Engineering and Research Centre, Nashik
Student's Feedback Report (Mid Term)

Academic Year: 2018-2019		Sem- II		Program : BE / TE (EE)	
Department of Electrical Engineering					

Name of Teacher: Mr. N. H. Mate

Rate the teaching-learning process parameters of mentioned subject
(Very Poor: 1, Poor: 2, Average: 3, Good: 4, Excellent: 5)

S. N. Question	Name of Subject	Offline										Online		Rating		
		EAM (TE)					NA (SE)					EAM (TE)	NA (SE)			
		Th	Pr	Th	Pr	Average	Th	Pr	Th	Pr	Average					
		Rating (05)	Rating (05)	Rating (05)	Rating (05)	Rating (05)	Rating (05)	Rating (05)	Rating (05)	Rating (05)	Rating (05)	Rating (05)	Rating (05)	Rating (05)	Rating (05)	
1	Regularity in class conduction	3.90	3.80	4.60	4.40	4.25	4.10	4.00	4.05	4.10	4.33	4.84	4.30	4.81	4.81	
2	Delivery of course content	4.00	3.90	4.40	4.30	4.20	4.10	4.00	4.05	4.10	4.28	4.82	4.31	4.82	4.82	
3	Teaching methodologies used for understanding concepts	3.90	3.80	4.20	4.20	4.05	4.00	4.00	4.05	4.00	4.33	4.79	4.35	4.82	4.82	
4	Interaction and motivation related to course	3.90	3.90	4.30	4.20	4.10	4.05	4.00	4.10	4.00	4.33	4.79	4.33	4.82	4.82	
5	Understanding of course objective	3.90	3.70	4.30	4.30	4.10	4.00	4.00	4.10	4.00	4.33	4.79	4.33	4.82	4.82	
6	Overall command on class and subject	4.00	3.90	4.20	4.20	4.10	4.05	4.05	4.10	4.05	4.31	4.77	4.31	4.82	4.82	
	Average	3.93	3.83	4.33	4.27	4.13	4.05	4.05	4.13	4.05	4.24	4.82	4.30	4.81	4.81	
	Total Avg.	3.88					4.30					4.09		4.55		
7	Aware about the course outline (Yes/No)	Yes	No	Yes	No	Yes	No	Yes	No	Yes	No	Yes	No	Overall Rating = 4.32		
		40	9	22	3	53	3	51	5	82	18					
8	Aware about evaluation format (Yes/No)	Yes	No	Yes	No	Yes	No	Yes	No	Yes	No	Yes	No			
		39	10	23	2	51	5	53	3	80	20					
9	Course meets the expectation (Yes/No)	Yes	No	Yes	No	Yes	No	Yes	No	Yes	No	Yes	No			
		38	11	22	2	49	7	45	11	78	22					
Suggestions for Improvement : *																


Ms. S. J. Sonar
HOD, EE


Dr. S. D. Kalpande
Academic Dean


Dr. N. G. Nikam
Principal

Guru Gobind Singh College of Engineering and Research Centre, Nashik
Department of Electrical Engineering
Academic Year: 2018-19 (Sem-II)
Institute Feedback

S. N.	Question	Rating : Out of 5			
		S.E.	T.E	B.E	Average
1	Laboratory Equipment and Training	4.20	4.07	4	4.09
2	Library	3.96	3.89	4	3.95
3	Play Ground & Sport Activities	3.13	3.15	2.86	3.05
4	Canteen	2.30	2.41	2.28	2.33
5	Internet Facility	3.31	3.32	3.26	3.30
6	Assessment of Examinations	3.63	3.70	3.53	3.62
7	Co-curricular & Extra- curricular activities	4.00	3.89	3.60	3.83
8	Motivational Activities	3.51	3.83	3.26	3.53
9	Training and Placement Support	3.58	3.81	3.17	3.52
10	Handling of Grievances of the Students	4.06	3.77	3.51	3.78
11	Safety and Security of the Students	4.20	3.96	4.16	4.11
12	Gender Equality Promotions	4.19	3.89	3.93	4.00
13	Campus Environment and Cleanness	4.13	3.60	3.95	3.90
14	Teaching Quality	4.13	3.98	3.88	4.00
15	Public perception about the Institute	3.89	3.66	3.65	3.73
16	Overall Ranking of the Institute	3.96	3.83	3.67	3.82
17	At what level Digital India is Promoted	3.67	3.68	3.60	3.65


Prof. S.P. Sonar
HOD Electrical


Dr. S.D. Kalpande
Academic Dean


Dr. N.G. Nikam
Principal

Guru Gobind Singh Foundations
Guru Gobind Singh College of Engineering and Research Centre, Nashik
Feedback analysis

Corrective measures taken

For the Feedback of A.Y. 2018-2019

Date of Feedback – 05/10/2018 and 21/02/2019

Feedback on – Academic

Total no of responses recorded – 135

Summary of the Feedback – SEM-I and SEM-II

Following are the observations and corrective measures taken from the feedback

Sr. No	Observations	Corrective Measures	Responsibility
01	Final year students requested for extra lectures on complex subjects like CS-2	Extra lectures on CS-2 subjects had been conducted	HOD & Subject Teacher
02	SE students asked to conduct more industrial visits	Already for respective subject it had been included in academic calendar.	HOD & Industrial Visit Co-ordinator



Feedback Coordinator



Head

Department of Electrical Engineering



Academic Dean



Principal

Copy to

1. HOD. EE -

2.

Guru Gobind Singh Foundations
Guru Gobind Singh College of Engineering and Research Centre, Nashik

Action Taken Report

(To be filled by Head of Department)

Sr. No.	Action Taken	Status of implementation
1.	Extra lectures has been conducted for complicated CS-2 Subject	Implemented
2.	Industrial visits has been arranged and conducted.	Implemented



Head
Department of Electrical Engineering