

Implementation of ERP System for Smooth e-governance

SUBJECT TO SANGAMNER JURISDICTION

Invoice No. ATPL/Feb-6-21-22

Dated 21-Mar-22



Ananosoft Technologies Pvt.Ltd.

460, Adarsh Colony, Maldad Road,
Sangamner Dist. Ahmednagar
GSTIN/UIN: 27AALCA0466E1ZT
State Name : Maharashtra, Code : 27
Contact : 02425297298, 8087210909
E-Mail : dhananjay@ananosoft.com
www.ananosoft.com

Tax Invoice

Party : **Guru Gobind Singh College of Engineering and Research Centre**
Khalsa Educational Complex
Wadala-Pathardi Road
Nashik
State Name : Maharashtra, Code : 27

SI No.	Description of Services	HSN/SAC	Quantity	Rate	per	Amount
1	EMS ERP AMC <i>For AC Year 2020-2021 436 New Students 3110-2674=436 For AC Year 2021-2022 427 New Students 3537-3110=427</i>	998314	1 No	86,300.00	No	86,300.00
	CGST				9 %	7,767.00
	SGST				9 %	7,767.00
	Total		1 No			₹ 1,01,834.00

Amount Chargeable (in words)

INR One Lakh One Thousand Eight Hundred Thirty Four Only

HSN/SAC	Taxable Value	Central Tax		State Tax		Total Tax Amount
		Rate	Amount	Rate	Amount	
998314	86,300.00	9%	7,767.00	9%	7,767.00	15,534.00
Total	86,300.00		7,767.00		7,767.00	15,534.00

Tax Amount (in words) : **INR Fifteen Thousand Five Hundred Thirty Four Only**

Company's Bank Details

Bank Name : **Axis Bank**
A/c No. : **912020059498904**
Branch & IFS Code: **Sangamner & UTIB0001516**

Declaration
We declare that this invoice shows the actual price of the goods described and that all particulars are true and correct.

for Ananosoft Technologies Pvt.Ltd.

Authorised Signatory

This is a Computer Generated Invoice



Purchase Order_New ERP_vmedulife software services



Guru Gobind Singh Foundation's

Guru Gobind Singh College of Engineering & Research Centre

(Approved by AICTE, Govt. of Maharashtra & DTE Mumbai, Affiliated to Savitribai Phule Pune University, Pune)
DNY - GL - Certified for ISO 9001 : 2015 Standards, Accredited by NAAC with B + Grade

Khalsa Educational Complex, Guru Gobind Singh Marg, Wadala - Pathardi Road, Indira Nagar Annex, Nashik -9.
Ph. : 7768004581/82, 0253 2372766, 2372666 Email : gcoerc.nashik@ggsf.edu.in, Website www.ggsf.edu.in

GCOERC/PO/COMP/2021-22/4107

DATE: 27/01/2022

PURCHASE ORDER

To,

vmedulife Software Services
1st Floor, EFC Business Centre,
Rajiv Gandhi Infotech Park,
Hinjewadi Phase 1,
Pune, Maharashtra
Pin - 411 057

Kind Attn: Mr. Abhijeet, 96239 64758.

Dear Sir,

With Reference to your Quotation Ref. No. 1850 Dated 7th Dec. 2021. We are pleased to place order for supply of the following software for college as per Terms & Conditions attached herewith.


SR No	Item with Particulars	Qty Nos	Student Strength	Cost per Student for 1 Year	Total cost In Rs.
01	India's Unique Integrated OBE-Accreditation, Academic Management, and Office Automation Software Comprising various Software Modules (Details attached)	01	1404	150/-	2,10,600/-
Total (Inclusive of all Taxes)					2, 10,600/-
(In Words: Two Lakh Ten Thousand & Six Hundred only)					


Dr. Permindur Singh
Executive Director


TERMS AND CONDITIONS:

1. The above software should be strictly as per the specification and details given by you in your quotation **Dated: 7/12/2021**
2. **Prices:** F.O.R. Guru Gobind Singh College of Engineering & Research Centre, Nashik and inclusive of all Taxes.
3. **Payment:** 75% of amount in Advance with PO and 25% after installation & successful implementation of software.
4. **Cycle of Payment wrt Subscription:**
 - a. Feb 2022 – Jan 2023
 - b. Feb 2023 – Jan 2024
 - c. Feb 2024 – Jan 2025Every year payment will be done on 1st week of Feb.
5. Importing of all existing data from existing ERP is your responsibility.
6. Reinstallation charges of application will be free of cost.
7. **Training:** You have to give full training to all staff members of the institute.
8. Any/all up gradation of given modules will be free of cost for life time.
9. Online/remote/visit support will be given free of cost.
10. You have to provide built in disaster recovery through daily automated backups and you have to upload backups on the cloud so that there are zero data loss requirements in software, as it enabling 100% data security
11. Institute data must be maintained confidential. You will never use the institute's web and app for demonstration purposes.
12. If you add any new module which is not covered by our existing module then you will offer us the same with permission. However we are not obliged to buy the same.
13. **Period of Validity:** This contract is valid from Feb 2022. The subscription access will be valid for three years from the date of signing of contract or the date of initiation of the services whichever is earlier.
14. **Customization:** Vmedulife will not be charging anything extra for any of the additional customizations in the software
15. **Acceptance of Order:** This order is being sent to you in duplicate. Kindly sign the Duplicate and send back to us as a token of acceptance of the order together with terms and conditions mention there in.

FOR GURU GOBIND SINGH COLLEGE OF ENGINEERING & RESEARCH CENTRE


B.S. Chhabra
President


K. S. Birdi
Secretary


Dr. Perminder Singh
Executive Director

Modules to be provided by vmedulife:

Modules	Details in brief
Stakeholders Access (For Desktop & Mobile App)	<ul style="list-style-type: none"> ● Management ● Director ● Principal ● IQAC ● HOD's ● Faculty- Teaching and Non-teaching ● Students ● Alumni ● Employer ● Parents
Outcome	<p>Outcome Parameters:</p> <ul style="list-style-type: none"> ● Program Outcome (PO) ● Program Specific Outcome (PSO) ● Competencies Level (CL) ● Performance Indicators (PI)
Academic Planning-Admin Dashboard	<ul style="list-style-type: none"> ● Course Management ● Syllabus Management ● Timetable Integrations
Academic Planning –Course Dashboard	<p>Course Dashboard</p> <ul style="list-style-type: none"> ● Units <ul style="list-style-type: none"> ● Addition of Topics and Subtopics ● Mapping of syllabus with CO's and UO's ● Addition of Unit wise/ Topics wise Hours ● Auto-generation of Teaching Plan <p>Course Outcomes</p> <ul style="list-style-type: none"> ● Addition of CO's ● Tagging of CO's with <ul style="list-style-type: none"> (a) PO's/PSO's (b) Cognitive Levels (c) Knowledge categories (d) Classroom Sessions ● Target Level Attainment of PO's and PSO's ● CO-PO matrices of courses ● Program level Course-PO matrix of all courses Including first year courses
	<ul style="list-style-type: none"> ● Virtual Classroom <ul style="list-style-type: none"> ● Online Live Classes with integrations ● Auto Attendance ● No manual link sharing ● Enabled Security

Academic Planning - Classroom Sessions	<ul style="list-style-type: none"> ● Teaching Plan <ul style="list-style-type: none"> ● Proposed Teaching Plan ● Actual Completion ● Content Beyond Syllabus ● Mapping of classroom sessions with CO's and UO's ● Teaching Methodologies ● Attendance of the students ● Update Regular Sessions, Tutorials and Revision Sessions
Online Examinations/ Online Assignments	<ul style="list-style-type: none"> ● Features <ul style="list-style-type: none"> ● Secure and seamless online exam ● Configuration of Online Exams ● Create Multiple Sets Question Types Objective <ul style="list-style-type: none"> ● Single Choice ● Multiple Choice ● One Word ● True/ False Descriptive <ul style="list-style-type: none"> (i) Short Answers (ii) Long Answers ● Quality of Question Paper <ul style="list-style-type: none"> (a) Assigning of Bloom's Levels (b) Assigning of CO's, PO's and PSO's (c) Question wise analysis (d) Calculation of Outcome Attainment (CO, PO, PSO) (e) Involve Competencies and Performance Indicators <ul style="list-style-type: none"> ● Automatic Grading ● Take Exam anywhere and anytime ● Real Time Analysis ● Application of negative marking ● Strict mode facility
Learning Management System (LMS)	<ul style="list-style-type: none"> ● How It Works? <ul style="list-style-type: none"> ● Create Modules ● Share within organization ● Experience Creativity ● Self-Analysis with Assessment ● Perform in real time ● Excel in the organization ● Instructor Dashboard <ul style="list-style-type: none"> ● Learners ● Assign Role ● Assign Course ● Track Progress ● Share Notifications with all ● Create Your Own Courses <ul style="list-style-type: none"> ● PDF Documents ● Word File ● Text File

	<ul style="list-style-type: none"> ● Images ● Video ● Presentations ● Unique Feature <ul style="list-style-type: none"> ● Connecting Global Education Community ● Learning Management System for the administration, documentation, tracking, reporting and delivery of educational courses or training programs ● ICT supported learning and QR Code Scanning ● Innovations by the Faculty in Teaching and Learning ● Relevance to PO's and PSO's ● Self-Learning ● Assesses the learning levels of the students, special programmes for Advanced learners and Slow learners ● Create, Assign and Analyze the online courses ● Facility for conducting Online Diploma Certification Courses
<p>Examinations</p>	<ul style="list-style-type: none"> ● Examination- Admin Dashboard <ul style="list-style-type: none"> ● Exam Schedule ● Designing of Question Paper <ul style="list-style-type: none"> ● Question Types <ol style="list-style-type: none"> i) Objective <ol style="list-style-type: none"> (1) Single Choice (2) Multiple Choice (3) One Word (4) True/ False ii) Descriptive <ol style="list-style-type: none"> (1) Short Answers (2) Long Answers ● Quality of Question Paper <ol style="list-style-type: none"> (a) Assign Bloom's Levels (b) Assign CO's, PO's and PSO's (c) Question wise analysis (d) Calculation of Outcome Attainment – CO,PO, PSO (e) Integrate Competencies and Performance Indicators ● Reports Available <ul style="list-style-type: none"> ● Question Paper ● Quality of question paper based on <ol style="list-style-type: none"> (a) Linked CO's (b) Linked Bloom's Levels (c) Involved PI's ● Evaluation and Analysis <ul style="list-style-type: none"> ● Question wise Analysis ● Question wise CO Attainment ● Student wise CO Attainment ● Apply and customize Threshold values ● Import/ Export Student Marks ● Analysis based on total performance ● Total CO Attainment

	(3) Assign weightage for In-semester and End Semester examinations
Online Feedback and Surveys	<ul style="list-style-type: none"> ● Multiple Users Access <ul style="list-style-type: none"> ● Students ● Faculty <ul style="list-style-type: none"> a. Teaching b. Non-Teaching ● Alumni ● Parents ● Employer
(NAAC/ NBA/ NIRF) (Built in analysis, visualization, and response monitoring)	<ul style="list-style-type: none"> ● Feedback Process <ul style="list-style-type: none"> ● Feedback Categories ● Feedback Questionnaire ● Link PO's and PSO's ● Assign to various stakeholders ● Auto Survey Response Analysis ● Question wise Analysis ● Graphical Presentation ● Actions Taken ● Gaps Identified ● Indirect Attainment of PO's and PSO's
OBE Aspects	<ul style="list-style-type: none"> ● Curriculum Attainment: ● Effective curriculum delivery through a well-planned and documented process involving all the aspects ● Defining Unit Outcomes, Course Outcomes, Gap analysis, Bloom's taxonomy ● Course Outcome and Program Outcome Attainment: ● Identify extent of compliance of university curriculum for attaining PO's & PSO's ● Internal semester question paper setting, question wise analysis, evaluation, and its compliance ● Question paper validation to ensure desired standard from outcome attainment perspective as well as learning levels perspective ● Mapping of questions with the Course outcomes ● Attainment of PO, PSO's, CO's ● Surveys and feedback mapping <p>Mapping of Competencies and Performance Indicators</p> <ul style="list-style-type: none"> ● Defining Competency levels as per Examination reforms ● Defining performance indicators for each competency level ● Mapping of PI's with questions and analysis
	<ul style="list-style-type: none"> ● Criteria / performance Indicator: The aspects of performance that will be assessed ● Descriptors: Characteristics that are associated with each dimension ● Scale/level of performance: A rating scale that defines student's level of mastery within each criterion <p>Application of Rubrics</p>

Rubrics	<ul style="list-style-type: none"> ● Course projects ● Open-ended experiments in laboratories ● Project-based learning modules ● MOOCS ● Co-Curricular experiences ● Mini / Minor projects ● Final year projects ● Internship experiences ● E-portfolios of student work
IQAC Dashboard	<ul style="list-style-type: none"> ● Self-Study Report (SSR) ● Self-Assessment Report (SAR) ● Outcome Attainment ● Academic Planning ● Result Analysis ● Online Examinations ● Assignments ● Mentoring
Mentoring	<ul style="list-style-type: none"> ● Configure Rules ● Configure Guideline ● Assign mentee ● Mentoring counseling details ● Add Questions ● Manage Template ● Details of the counseling ● Records and Reports
Faculty Profile and Contributions	<ul style="list-style-type: none"> ● Qualifications ● Certification Program ● Professional Experience ● Core Competency Areas ● Achievements / Awards ● Publications ● Seminars / Workshops / Conferences / Presentation / Poster Presentation ● Books / Monographs Published ● Patents Granted / Filed ● Consultancy Provided ● Professional Affiliations ● Grants received ● Extension Activities
Alumni Portal	<ul style="list-style-type: none"> ● Instant and Targeted Communication ● Manage Chapter, Batch & Special Interest Groups ● Help alumni share opportunities & leverage the network ● Build & Maintain an Updated Alumni Database ● Plan & Organize Successful Reunions / Alumni Meets
	<ul style="list-style-type: none"> ● Cloud based platform using AWS cloud with SSD block storage ● Capable to serve more than one million requests at a time ● Banking level security ● Instant Integration with website ● vmedulife provide facility/portal to register complaints confidentially by

Online Grievance Redressal System	<p>*Students * Teaching Staff * Non- Teaching Staff * Parents * Employer * Alumni</p> <ul style="list-style-type: none"> ● A meticulously built user interface for both the complaint and the authority, complete with an elaborate admin panel. ● Proper verification through email and OTP to ensure the authenticity of complaints. ● Generating insights from the system in terms of the total complaints filed during a period, the resolved and pending numbers. ● Option of sending replies and/or forwarding a complaint, archiving or closing it. ● Provision of categorizing complaints and resolving them accordingly. ● Option to download a complaint/report in Word and PDF formats for further reference.
Messaging	<ul style="list-style-type: none"> ● Track notifications made on selection, admissions, examinations, events, placements, holidays, rescheduling of any of these etc ● Send as online notifications/alerts, email or SMS ● Delivered messages as SMS, email, notifications, news, printed or in multiple modes
Student Portal	<ul style="list-style-type: none"> ● Student Details ● Parent / stakeholder like guardian details and access etc. ● Work Experience ● Other Details ● Extracurricular activities ● Notifications of extracurricular activities ● Services opted for ● Feedback ● Enrollment ● Participation ● Notifications
Committee and Meetings Management	<ul style="list-style-type: none"> ● Committee Creation ● Provision to add Committee coordinator at the time of committee creation ● Committee members report ● Individual Meeting Summary ● Records of Minutes of Meeting (MOM) ● Website Integration
Android Application	<ul style="list-style-type: none"> ● Android application which is lifeline for many of the organizations
Green Campus Certification	<ul style="list-style-type: none"> ● Green Campus Certification with registration id
Leave Management	<ul style="list-style-type: none"> ● Define your organization leave policy ● Leave tracking and complete leave accounting <ul style="list-style-type: none"> i) Grant leaves automatically ii) Let employees and managers handle leave requests iii) Access leave reports ● Holiday lists <ul style="list-style-type: none"> i) Create regional or location-based lists ii) Add Restricted Holidays

	<ul style="list-style-type: none"> ● Publish company's holiday list
Fees Management System	Add New Fee Structure Setup Fee Structure Add New Students Collect fees Print Fee Receipts Class wise Report Department Report Institute Report Category wise Class Report Category wise Department Report Category wise Institute Report Pending Fees Report Manage Students Manage Institute Profile Day wise Collection Daily User wise Collection Date wise Fee Receipts Refunded Fee Receipt Report Add Multi Faculty Account with limited Access Student Report Deduction Report Cumulative Report Department Cumulative Report Setup Institute Header Collection Settings SMS Notifications Live Fee Status In Students/ Principal/ President Mobile App
Integrated Library Management System (ILMS)	<ul style="list-style-type: none"> ● Add Books Issue Book Return Book Book History Report ● Accession Register Copy ● Student History Report ● Multiple Fields wise Book Search Clearance Books Volume Report ● Lost Books Report Automatic Fine Calculation Search Books From ● Online Library System BAR Code Based Library System
Training and Placement Portal	<ul style="list-style-type: none"> ● Add Company Create Drive Set Criteria Create Schedule ● Student Registration Report Eligible Student Report ● Forward Selected Students to Next Round ● Round wise Drive Result and Status; Approval from TPO Restrict Students Access ● Manage Schedule Academic Year wise Placed StudentsReport ● Comparative Report Graphical Report
Inventory and Stores Management System	<ul style="list-style-type: none"> ● Manage Assets ● Manage Indents ● Manage Stocks ● General Purchase ● Purchase Requests ● Daily Consumption ● Manage maintenance ● Manage breakage ● Inventory Reports
Event Management	<ul style="list-style-type: none"> ● Post Event ● Manage Event ● Generate Newsletter ● Manage Event Categories ● Add event attendees
e- Notice Board	<ul style="list-style-type: none"> ● Manage Notice ● Manage Notice Categories ● Assigning to various stakeholders
Certificates	<ul style="list-style-type: none"> ● Customize the Certificate designs ● Add the requirements as desired ● Bonafied Certificates ● Digital Approvals ● Ease of access
	<ul style="list-style-type: none"> ● Salary Details ● Payslips

Payroll	<ul style="list-style-type: none"> • Employees • Payrun • Approvals • Reports
Inward - Outward Documentation	<ul style="list-style-type: none"> • Addition of Inward and Outward Communications • Assigning to various committee members • Maintain the documents at central place • Various reports
Forms	<ul style="list-style-type: none"> • Design form(s) as per your requirement. You can use it for enquiry management, admission form, polls etc. • Add custom questions like single correct, multiple correct, date, short answer, section etc. • You can directly link the learner profile fields like name, local address, permanent address, educational details, birth location etc. • After form submission, you will get all response details in the same dashboard. Analyze the responses and if required you can easily export it in .CSV file.
Website Integration	<p>This section provides web links to integrate vmedulife platform modules to your Institute/College Website.</p> <ul style="list-style-type: none"> • Grievance Redressal Portal • Learning Management System (LMS) • Alumni Portal • News and Events • Faculty Profile • Committee and Meetings
Hostel Management System	<ul style="list-style-type: none"> • Manage detailed student profile with hostel life cycle • Manage inventory purchase records, stocks with allocation details • Hostel Management Software with mess and hostel attendance • Easy room allocations as per availability • Fees collection and records keeping
Transport Management System	<ul style="list-style-type: none"> • Driver: Add driver's information (Name, Add., Aadhar No. license Details, etc) • Stops: (Stop Name, Address & Amount) • Vehicle: Vehicle Details like Type of vehicle (Van, minibus, bus), Ownership (Rental, on the contract or own) image attach option. • Route: Route Name & number addition option. • Trips: Where we have to add Route, Vehicle details & Driver name. • Smart Dashboard: Where you will find all these options.

Guru Gobind Singh College of Engineering & Research Centre, Nashik

vmedulife platform is dedicated to all faculties who have contributed their professional life for learning innovations, sharing knowledge across nations, reducing diversity across people and development for student's benefits to uplift overall quality of living across world.

OBE (Outcome Based Education)

- Outcome
- Academic Planning
- Online Feedback
- Online Exam
- Result Analysis
- Rubrics
- Assignment (Internal Test)
- IQAC Reports
- Management Dashboard

Teaching & Learning

- Student Details
- Events
- Learning Management System
- Online Grievance
- Leaderboard
- Notice Board
- Mentoring
- Training and Placement
- My Profile
- Committee and Meeting
- Course File

ERP (Enterprise Resource Planning)

- Library (ILMS)
- Leave Management
- Inventory
- Fees
- Admission
- Certificate
- Inward-Outward
- SMS Panel
- Website Integration
- Forms
- ID Card
- Helpdesk
- Employee Registration

2022-23

Computer Engineering | GGSF-Engineering

Recent Updates

- Helpdesk Assistance 63
- Telephonic Assistance 181
- Email Assistance 0
- Online Demonstration 45
- Onsite Assistance 0

Leaderboard

Pradnya Bachhav 1405

Attendance Added for Session
Vidyasagar Gavali
1 Credit | Academic Planning
8th Dec, 2022 11:54 AM ↑ Dynamic

Attendance Added for Session
Milind Patil
1 Credit | Academic Planning
8th Dec, 2022 11:54 AM ↑ Dynamic

Attendance Added for Session
Ajay Chaudhari
1 Credit | Academic Planning
8th Dec, 2022 11:53 AM ↑ Dynamic

Attendance Added for Session
Ajay Chaudhari
1 Credit | Academic Planning
8th Dec, 2022 11:53 AM ↑ Dynamic

Added Descriptive Question ↑

ERP Dashboard

[IQAC Reports](#)

Outcome Reports

[Academic Planning Report](#)[Result Analysis Report](#)[Online Exam Report](#)[Assignment \(Internal Test\) Report](#)[LMS Report](#)[Leave Report](#)[Inventory Report](#)[Committee & Meetings Report](#)[Library Report](#)[Faculty Profile Report](#)

Outcome Reports

Sr. No.	Title	Action
1	Course Outcome	View
2	Desired CO PO Mapping	View
3	Course - PO Matrix	View
4	Direct Attainment Report	View
5	Direct Attainment Report Instructorwise	View
6	Indirect Attainment Report	View
7	Combined Direct Indirect Outcome Report	View
8	Batchwise Outcome Report	View

IQAC Reports



Home | Leave Management

Leave Management

Dashboard My Leaves My Team My Attendance Leave Policy Attendance Regularization Team Regularization

Leave Setting

My Leaves



Leave Type Wise Summary

Sr. No.	Leave Type	Total Assigned	Carry Forwarded	Consumed	Balance
1	CASUAL LEAVE	8	0	2.5	5.5
2	SHORT LEAVE	5	0	4	1
3	VACATION LEAVE	15	0	15	0
4	MEDICAL LEAVE	34	0	3.5	30.5
5	EARNED LEAVE	0	0	0	0
6	OUTSTATION DUTY	0	0	0	0
7	C Off	0	0	0	0

My Leaves

Weekly Attendance

Mon	Tue	Wed	Thu	Fri	Sat	Sun
05	06	07	08	09	10	11

Data column(s) for axis #0 cannot be of type string

Activate Windows
Go to Settings to activate Windows.

Leave Management System

Leave Management

Leave Setting

My Leaves



Leave Type Wise Summary

Sr. No.	Leave Type	Total Assigned	Carry Forwarded	Consumed	Balance
1	CASUAL LEAVE	8	0	2.5	5.5
2	SHORT LEAVE	5	0	4	1
3	VACATION LEAVE	15	0	15	0
4	MEDICAL LEAVE	34	0	3.5	30.5
5	EARNED LEAVE	0	0	0	0
6	OUTSTATION DUTY	0	0	0	0
7	C Off	0	0	0	0

My Leaves

Weekly Attendance

Mon	Tue	Wed	Thu	Fri	Sat	Sun
05	06	07	08	09	10	11

Data column(s) for axis #0 cannot be of type string

New ERP: Leave Management- Dashboard



Leave Management

[Dashboard](#) | [My Leaves](#) | [My Team](#) | [My Attendance](#) | [Leave Policy](#) | [Attendance Regularization](#) | [Team Regularization](#)[Leave Setting](#)Action ▾ Show entries

Leave : 25 Paid | 0 Unpaid | 37 Balance

Select year ▾

[+ Request Regularization](#)

<input type="checkbox"/>	Sr. No.	Regularization Date	Day	Attendance Time	Requested Time	Status	Regularization Type	Reason	Request Raised On	Source	Attachment	Approver	Action
<input type="checkbox"/>	1	21 Nov , 2022	Monday	In Time - 00:00:00 Out Time - 00:00:00	In Time -5:30 PM Out Time - 9:30 AM	Approval In ...	Outstation Duty	External Examiner duty at KBT COE, Nashik	25 Nov , 2022 5:01 PM	User Requested	1	1 Sandeep Shukla Approved on 26 Nov , 2022 10:02 AM , 2 Neelkanth Nikam yet to approve .	
<input type="checkbox"/>	2	18 Nov , 2022	Friday	In Time - 00:00:00 Out Time - 00:00:00	In Time -5:30 PM Out Time - 9:45 AM	Approval In ...	Outstation Duty	External Examiner Duty at MET BKC, Nashik	25 Nov , 2022 5:01 PM	User Requested	1	1 Sandeep Shukla Approved on 26 Nov , 2022 10:02 AM , 2 Neelkanth Nikam yet to approve .	
<input type="checkbox"/>	3	15 Nov , 2022	Tuesday	In Time - 00:00:00 Out Time - 00:00:00	In Time -3:45 PM Out Time - 1:50 PM	Approval In ...	SHORT LEAVE		25 Nov , 2022 4:59 PM	User Requested	0	1 Sandeep Shukla Approved on 26 Nov , 2022 10:02 AM , 2 Neelkanth Nikam yet to approve .	
<input type="checkbox"/>	4	20 Sep , 2022	Tuesday	In Time - Out Time -	In Time -5:30 PM Out Time - 3:30 PM	Approval In ...	SHORT LEAVE		20 Sep , 2022 3:36 PM	User Requested	0	1 Sandeep Shukla Approved on 01 Oct , 2022 10:06 AM , 2 Neelkanth Nikam yet to approve .	
<input type="checkbox"/>	5	30 Aug , 2022	Tuesday	In Time - 00:00:00 Out Time - 00:00:00	In Time -10:50 AM Out Time - 9:45 AM	Approval In ...	SHORT LEAVE	Personal	30 Aug , 2022 5:21 PM	User Requested	0	1 Sandeep Shukla Approved on 01 Sep , 2022 10:28 AM , 2 Neelkanth Nikam yet to approve .	
<input type="checkbox"/>	6	13 Jul , 2022	Wednesday	In Time - 00:00:00 Out Time - 00:00:00	In Time -5:30 PM Out Time - 9:30 AM	Approval In ...	Outstation Duty	Paper Assessment at METBKC, Nashik	17 Aug , 2022 1:49 PM	User Requested	0	1 Sandeep Shukla Approved on 24 Aug , 2022 4:57 PM , 2 Neelkanth Nikam yet to approve .	

Leave Application Status

Leave Application

Application No. **177** Leave Type **Medical** Date From **20/08/2015** To **21/08/2015** Days **2.0** 177

Half Day

Opening **Total transaction** **Current Balance** **Nov-2016 transaction** **In Apply**

34.5 **3.5** **31** **0** **0.0**

Reason **demo**

Date **06/12/2022** Adjustment Staff **Amritkar Mukesh Arun** Remark(Class/Time/Subject)

I Forward to : **Shukla Sandeep Girijashankar**

Status	Type	DateForm	DateTo	Status	Type	DateForm	DateTo
Apply	LWP	03/11/2016	14/12/2016	Approved	OD	21/11/2022	22/11/2022
Apply	Medical	20/08/2015	20/08/2015	Approved	OD	18/11/2022	19/11/2022
Apply	Medical	20/08/2015	21/08/2015	Approved	Short	15/11/2022	15/11/2022
Apply	Casual	20/08/2015	20/08/2015	Approved	Casual	29/10/2022	29/10/2022
Apply	Medical	20/08/2015	20/08/2015	Approved	Casual	18/10/2022	18/10/2022

Bachhav Pradnya Kailas

Old ERP: Leave Application

Fees Dashboard



Fee Management

Set recurring fee heads like hostel fees, transport fees, canteen fees etc. to automate and streamline the fee collection.



Fine Management

Set recurring fine heads like library fine, inventory fine etc. to automate and streamline the fine collection.



Concession Management

Create various concession and scholarships in addition to regular fees for better overview.



Fees Structure Management

Create and assign various recurring fees structure to students which will help in fees collection.



Fees Collection Management

Collect fees with ease and generate instant with add on auto SMS to students for fees deposit.



Reports

Generate dynamic reports like daily as well as monthly collection, intelligent filters, date wise reports.



Smart Dashboard

Instant view of department-wise fees collection, balance amount, gross summary.



Online Payment Gateway

Collect fees through online payment gateway. Quickly integrate RazorPay, PayU Money gateway. Integrate multiple bank account with different fee head.

Activate Windows

Go to Settings to activate Windows.

Fees

- Registered Students
- Group(s)
- Year-wise Intake
- Enquiry / Admission Form
- Profile
- Applications
- Setting
- Reports

Registered Students [Previous Version](#)

Import Register Student

[Advanced Filter](#)

Show entries Total Active Records: 1901 Export Data Customize Columns

<input type="checkbox"/>	Sr. No.	Roll Number	First Name	Last Name	Middle Name	Contact Number	Email Id	Access	Gender	Date of Birth	Date of Joining	Place of Birth	Blood Group	Aadhar Numb
<input type="checkbox"/>	1.	75	MOIN NAWAZ	MANIYAR	IMTIYAZ	9923987869	maniyarmoin83@gmail.com	Open	Male				A+	
<input type="checkbox"/>	2.	78	YOGESH	NIKAM	TUKARAM	7517749168	nikamyogesh06@gmail.com	Open	Male				B+	
<input type="checkbox"/>	3.	32	SNEHAL	DEO	AJAY	7770003599	ajaydeo68@yahoo.co.in	Open	Female				B+	
<input type="checkbox"/>	4.	26	TUSHAR	CHANDODE	BAPU	7391994627	tushar123@gmail.com	Open	Male				B+	
<input type="checkbox"/>	5.	71	ANIRUDH	LOMTE	SATISH	9673203556	anirudhlomte@gmail.com	Open	Male				B+	
<input type="checkbox"/>	6.	23	VIKRAM	BHUJBAL	BALASAHEB	7588195826	bhujbalvikram6@gmail.com	Open	Male				O+	
<input type="checkbox"/>	7.	60	YOGESH	KANDAKURTIKAR	RAJESHWAR	9766199037	yogeshkandakurtikar@gmail.com	Open	Male				O+	
<input type="checkbox"/>	8.	77	SHITAL	MORE	DILIP	8379087877	shitalmorecsn@gmail.com	Open	Female				N/A	
<input type="checkbox"/>	9.	79	UJJWALA	PAWAR	SANJAY	7447511195	peehupawar45@gmail.com	Open	Female				A+	
<input type="checkbox"/>	10.	19	MAYURI	BHADANGE	BHAVDU	9823268363	mayuri25bhadange@gmail.com	Open	Female				A+	

Activate Windows
Go to Settings to activate Windows.

Admission



Website Integration Details

Note:

- This section provides web links to integrate vmedulife platform modules to your Institute/College Website.
- You need to provide the HTML code to your developer for integration of below links to your website.
- Below code is compatible with all types of languages as it is plain HTML code.
- Integration does not require in depth knowledge, only basic HTML knowledge is sufficient for integration and can be done in minutes.
- You can add these links to all pages or in header of website to get instant access to all stakeholders of Institute.
- Below links are publicly accessible, all links are having banking level security.
- It is recommended to add below links in institute website header to make it accessible on all pages of website.

Grievance Redressal Portal Integration with Institute Website



Institute Learning Management System Login



Alumni Portal Integration with Institute Website



Latest News & Events of Institute



Teaching Learning Feedback and Analysis



Institute Online Courses



Latest Faculty Profile

Activate Windows

Go to Settings to activate Windows.



Website Integration



ID Cards

Faculty Learner Customize Id Card[+ Add Template](#)

Sr. No.	Template Name	Template Type	Preview	Action
1.	Temp-1 Added By PradnyaBachhav 1st Dec, 2022 03:33 PM	Learner		

Activate Windows

ID-Card

TallyPrime **GOLD** MANAGE

K: Company Y: Data Z: Exchange G: Go To O: Import E: Export M: E-mail P: Print F1: Help

Gateway of Tally

CURRENT PERIOD: 1-Apr-22 to 31-Mar-23 CURRENT DATE: Wednesday, 7-Dec-2022

NAME OF COMPANY	DATE OF LAST ENTRY
GGs COLLEGE OF ENGG.& R.CENTRE (22-23)	7-Dec-22

Gateway of Tally

MASTERS

Create

Alter

CHart of Accounts

TRANSACTIONS

Vouchers

Day BooK

UTILITIES

BaNking

REPORTS

Balance Sheet

Profit & Loss A/c

Ratio Analysis

Display More Reports

Quit

F2: Date <

F3: Company <

Windows taskbar: Type here to search, 23°C Haze, 10:45 08/12/2022

Use of Tally Prime for e-governance in area of Finance & Accounts Operation

Manage Fees

Fees Dashboard

<p>₹</p> <h4>Fee Management</h4> <p>Set recurring fee heads like hostel fees, transport fees, canteen fees etc. to automate and streamline the fee collection.</p>	<p>📄</p> <h4>Fine Management</h4> <p>Set recurring fine heads like library fine, inventory fine etc. to automate and streamline the fine collection.</p>	<p>📄</p> <h4>Concession Management</h4> <p>Create various concession and scholarships in addition to regular fees for better overview.</p>	<p>🔧</p> <h4>Fees Structure Management</h4> <p>Create and assign various recurring fees structure to students which will help in fees collection.</p>
<p>📄</p> <h4>Fees Collection Management</h4> <p>Collect fees with ease and generate instant with add on auto SMS to students for fees deposit.</p>	<p>📄</p> <h4>Reports</h4> <p>Generate dynamic reports like daily as well as monthly collection, intelligent filters, date wise reports.</p>	<p>📊</p> <h4>Smart Dashboard</h4> <p>Instant view of department-wise fees collection, balance amount, gross summary.</p>	<p>📄</p> <h4>Online Payment Gateway</h4> <p>Collect fees through online payment gateway. Quickly integrate RazorPay, PayU Money gateway. Integrate multiple bank account with different fee head.</p>

Activate Windows
Go to Settings to activate Windows.

ERP Fees Dashboard

ERP Dashboard

GGSF-Engineering 0 [Sign Out](#)

Guru Gobind Singh College of Engineering & Research Centre, Nashik [↗](#)

vmedulife platform is dedicated to all faculties who have contributed their professional life for learning innovations, sharing knowledge across nations, reducing diversity across people and development for student's benefits to uplift overall quality of living across world.

OBE (Outcome Based Education) Collapse ✕

- Outcome
- Academic Planning
- Online Feedback
- Online Exam
- Result Analysis
- Rubrics
- Assignment (Internal Test)
- IQAC Reports
- Management Dashboard

Teaching & Learning

- Student Details
- Events
- Learning Management System
- Online Grievance
- Leaderboard
- Notice Board
- Mentoring
- Training and Placement
- My Profile
- Committee and Meeting

Course File

ERP (Enterprise Resource Planning)

- Library (ILMS)
- Leave Management
- Inventory
- Fees
- Admission
- Certificate
- Inward-Outward
- SMS Panel
- Website Integration
- Forms

2022-23

Computer Engineering | GGSF-Engineering

Recent Updates

- Helpdesk Assistance 63
- Telephonic Assistance 181
- Email Assistance 0
- Online Demonstration 45
- Onsite Assistance 0

Leaderboard

Pradnya Bachhav 1405

- Session Added
Milind Patil ↑ Dynamic
1 Credit | Academic Planning
6th Dec, 2022 11:27 AM
- Session Added
Milind Patil ↑ Dynamic
1 Credit | Academic Planning
6th Dec, 2022 11:27 AM
- Session Added
Milind Patil ↑ Dynamic
1 Credit | Academic Planning
6th Dec, 2022 11:26 AM
- Session Added ↑

Admission Form: Screenshot-1

GGSF-Engineering
1405 Sign Out

Registered Students [Previous Version](#)

[Advanced Filter](#)

Show entries
Total Active Records: 1901

<input type="checkbox"/>	Sr. No.	Roll Number	First Name	Last Name	Middle Name	Contact Number	Email Id	Access	Gender	Date of Birth	Date of Joining	Place of Birth	Blood Group	Aadhar Number	PAN Number	Father Full
<input type="checkbox"/>	1.	75	MOIN NAWAZ	MANIYAR	IMTIYAZ	9923987869	maniyarmoin83@gmail.com	Open	Male				A+			IMTIYAZ MA
<input type="checkbox"/>	2.	78	YOGESH	NIKAM	TUKARAM	7517749168	nikamyogesh06@gmail.com	Open	Male				B+			TUKARAM I
<input type="checkbox"/>	3.	32	SNEHAL	DEO	AJAY	7770003599	ajaydeo68@yahoo.co.in	Open	Female				B+			AJAY DEO
<input type="checkbox"/>	4.	26	TUSHAR	CHANDODE	BAPU	7391994627	tushar123@gmail.com	Open	Male				B+			BAPU CHA
<input type="checkbox"/>	5.	71	ANIRUDH	LOMTE	SATISH	9673203556	anirudhlomte@gmail.com	Open	Male				B+			SATISH LO
<input type="checkbox"/>	6.	23	VIKRAM	BHUJBAL	BALASAHEB	7588195826	bhujbalvikram6@gmail.com	Open	Male				O+			BALASAHE
<input type="checkbox"/>	7.	60	YOGESH	KANDAKURTIKAR	RAJESHWAR	9766199037	yogeshkandakurtikar@gmail.com	Open	Male				O+			RAJESHWA
<input type="checkbox"/>	8.	77	SHITAL	MORE	DILIP	8379087877	shitalmorecsn@gmail.com	Open	Female				N/A			DILIP MOR
<input type="checkbox"/>	9.	79	UJWALA	PAWAR	SANJAY	7447511195	peehupawar45@gmail.com	Open	Female				A+			SANJAY PA
<input type="checkbox"/>	10.	19	MAYURI	BHADANGE	BHAVDU	9823268363	mayuri25bhadange@gmail.com	Open	Female				A+			BHAVDU B

« < 1 2 3 > »

-
-
-
-
-
-
-

Admission Form: Screenshot-2

GGSF-Engineering 1405 [Sign Out](#)

[Register New Student](#) [Customize Registration Form](#)

Personal Details

<input type="text" value="First Name *"/> Enter First Name <small>Maximum 100 characters are allowed.</small>	<input type="text" value="Last Name"/> Enter Last Name <small>Maximum 100 characters are allowed.</small>	<input type="text" value="Middle Name"/> Enter Middle Name <small>Maximum 100 characters are allowed.</small>	<input type="text" value="Contact Number *"/> Enter Contact Number <small>Maximum 10 digits are allowed.</small>
<input type="text" value="Email ID *"/> Enter Email ID <small>Maximum 250 characters are allowed.</small>	<input type="text" value="Gender *"/> Select Gender	<input type="text" value="Date of Joining..."/> dd/mm/yyyy	<input type="text" value="Date of Birth"/> dd/mm/yyyy
<input type="text" value="Place of Birth"/> Enter Place of Birth <small>Maximum 100 characters are allowed.</small>	<input type="text" value="Blood Group"/> Select Blood Group	<input type="text" value="Aadhar Number"/> Enter Aadhar Number <small>Minimum 12 and maximum 20 digits are allowed.</small>	<input type="text" value="PAN Number"/> Enter PAN Number <small>Only 10 and alphanumeric characters are allowed.</small>

<input type="text" value="Profile Picture (jpeg,jpg,svg,png)"/> Attach File <small>Maximum upload size 5MB</small>	<input type="text" value="Nationality Cer... (pdf,jpeg,jpg,svg,png)"/> Attach File <small>Maximum upload size 5MB</small>	<input type="text" value="Domicile Certif... (pdf,jpeg,jpg,svg,png)"/> Attach File <small>Maximum upload size 5MB</small>	<input type="text" value="SSC Mark sheet (pdf,jpeg,jpg,svg,png)"/> Attach File <small>Maximum upload size 5MB</small>
<input type="text" value="HSC Mark sheet (pdf,jpeg,jpg,svg,png)"/> Attach File <small>Maximum upload size 5MB</small>	<input type="text" value="Diploma Mark sh... (pdf,jpeg,jpg,svg,png)"/> Attach File <small>Maximum upload size 5MB</small>	<input type="text" value="Caste Certifica... (pdf,jpeg,jpg,svg,png)"/> Attach File <small>Maximum upload size 5MB</small>	<input type="text" value="Caste Validity ... (pdf,jpeg,jpg,svg,png)"/> Attach File <small>Maximum upload size 5MB</small>
<input type="text" value="Income Certific... (pdf,jpeg,jpg,svg,png)"/> Attach File <small>Maximum upload size 5MB</small>	<input type="text" value="Non-Creamy Laye... (pdf,jpeg,jpg,svg,png)"/> Attach File <small>Maximum upload size 5MB</small>	<input type="text" value="CET Score Card (pdf,jpeg,jpg,svg,png)"/> Attach File <small>Maximum upload size 5MB</small>	<input type="text" value="JEE Score Card (pdf,jpeg,jpg,svg,png)"/> Attach File <small>Maximum upload size 5MB</small>
<input type="text" value="Aadhar Card (pdf,jpeg,jpg,svg,png)"/> Attach File <small>Maximum upload size 5MB</small>	<input type="text" value="Address Proof (pdf,jpeg,jpg,svg,png)"/> Attach File <small>Maximum upload size 5MB</small>		

Parent Details

<input type="text" value="Father Full Name"/>	<input type="text" value="Mother Name"/>	<input type="text" value="Parent Mobile N..."/>	<input type="text" value="Parent Email ID"/>
---	--	---	--

[Register](#) [Cancel](#)

[Download App](#) [Privacy Policy](#) [Terms of Use](#) Powered by vmedulife

Admission Form: Screenshot-3

Address Details

Local Address

Address
Enter Address
200 characters are allowed.

Landmark
Enter Landmark
200 characters are allowed.

Country Select Country **State** Select State

District Select District **Taluka** Enter Taluka
50 characters are allowed.

City / Village Enter City / Village
50 characters are allowed. **Pincode** Enter Pincode
Only 6 digits are allowed.

Permanent Address Same as local address

Address
Enter Address
200 characters are allowed.

Landmark
Enter Landmark
200 characters are allowed.

Country Select Country **State** Select State

District Select District **Taluka** Enter Taluka
50 characters are allowed.

City / Village Enter City / Village
50 characters are allowed. **Pincode** Enter Pincode
Only 6 digits are allowed.

Admission Details

Year of Admission * Select Admission Year **Religion** Select Religion

Payment Category * Select Payment Category **Previous School...** Enter Previous Institute Name
Maximum 250 characters are allowed.

Admission Numbe... Select Admission Number Series **Admission Numbe...** Enter Admission Number
Maximum 20 characters are allowed.

General Registr... Enter General Registration Number **Admission For** Select Admission For

Caste Enter Caste
Maximum 50 characters are allowed. **Category** Select Category

Student Admissi... Select Admission Type **Nationality** Enter Nationality
Maximum 100 characters are allowed.

PRN / Universit... Enter University Number
Maximum 20 characters are allowed. **GRN Number Series** Select GRN Number Series

Register **Cancel**

Admission Form: Screenshot-4

Bank Details

Account Holder ...

Enter Account Holder Name

Maximum 50 characters are allowed.

Bank Name

Enter Bank Name

Maximum 50 characters are allowed.

Branch Address

Enter Branch Address

Maximum 100 characters are allowed.

Account Number

Enter Account Number

Minimum 9 and Maximum 18 digits are allowed.

IFSC Code

Enter IFSC Code

Only 11 characters are allowed.

MICR Code

Enter MICR Code

Only 9 characters are allowed.

Branch Code

Enter Branch Code

Only 6 characters are allowed.

Bank Passbook (pdf, jpeg, jpg, svg, png)

Attach File

Maximum upload size 5MB

Educational Details

SSC Month & Yea...

Enter SSC Month & Year of Passing

Maximum 30 characters are allowed.

SSC Marks Obtai...

Enter SSC Marks Obtained

SSC Marks Out o...

Enter SSC Marks Out of

SSC Board

Select SSC Board

SSC Seat Number

Enter SSC Seat Number

Maximum 10 characters are allowed.

HSC Month & Yea...

Enter HSC Month & Year of Passing

Maximum 30 characters are allowed.

HSC Marks Obtai...

Enter HSC Marks Obtained

HSC Marks Out o...

Enter HSC Marks Out of

HSC Board

Select HSC Board

HSC Seat No.

Enter HSC Seat No.

CET Score

Enter CET Score

JEE Score

Enter JEE Score

Diploma Marks O...

Enter Diploma Marks Obtained

Diploma Marks O...

Enter Diploma Marks Out of

Select Department and Group *

Academic Year *

2022-23

Civil Engineering

Computer Engineering

Register

Cancel

6.2.3_Implementation of e-governance in areas of operation_Examination

Exam Forms Online
Online application System for submitting Exam forms

Online Examination Forms -
If students have any Query regarding online exam form,communicate with your College Exam Officer(CEO).[Click here to Information Details of College Exam Officer\(CEO\)](#)

(For Students any query regarding exam form, student should communicate to concern college & the only college will communicate to the University from its official mail id (Like CAAP010040) to the examsupport@pun.unipune.ac.in)

Important Instructions to students

- Note:-Students, who are facing problem "PRN Details Not Available...!" ,should communicate to their colleges
- If students facing problem of "PRN Details Not Available...!" ,should forward their student and subject details through only college. We will accept students details only through colleges.
- गैरप्रकरणात सापडलेल्या विद्यार्थ्यांनी परीक्षा अर्ज भरताना पुन्हा त्या परीक्षेसाठी सर्व विषयांचा अर्ज भरावा. परीक्षेच्या काळापर्यंत विद्यापीठाच्या निर्णय त्यांना न कळविल्यास संपूर्ण विषयांची परीक्षा त्यांनी पुन्हा द्यावी. मात्र विद्यापीठातर्फे त्यांच्या प्रकरणांबाबत जो निर्णय दिला जाईल त्यानुसार त्यांच्याबाबत पुढील कारवाही केली जाईल. अधिक माहितीसाठी इथे क्लिक करा.
Those students who held in copy case have fill their exam form for all subjects, while filling exam form. If up to exam period student doesn't know their decision taken by university/decision not taken by university then students must have to give exam for all subjects. Since whatever decision taken by university for copy case students,students have to accept university decision.
For more information Please, visit following site.
[For more information click Here](#)

The details of courses started Online Exam Form are displayed on Student's Login Page

For all Engineering / Non-Engineering Courses Online Exam Form links are as below			
Link 1	Link 2	Link 3	Link 4

Filling up of Student Exam forms Online

Student Profile System

Browser tabs: You are signed in as sanjeev.chau... | College Login:Exam Form Online | Landing | Student Profile System

Address bar: Not secure | sps.unipune.ac.in/app

Navigation: Home, Student, Create Account, Log In, College, Log In, Admin / Support, Log In

Student Profile System

Email Id and Mobile Number Update

- You can update email id and mobile number from your login.
- You can also update email id and mobile number from your college.

Student Profile System (SPS) [सूचना मराठीमध्ये](#)

Every student who wish to apply for Online Exam Form need to be registered on Student Profile System (SPS).

Features of Student Profile System (SPS)

- This is one-time/permanent profile management system for student.
- Once registered student will be able to use same account across multiple online applications of university through out his course. i.e. Student will be able to use this account from first year of course to degree.
- No duplicate accounts is allowed on same Aadhaar number(For Indian Students)/Passport Number(For International Students), Email ID and Mobile Number.
- Only one account per student is allowed.

Instructions for Creating Account On Student Profile System (SPS)

Before creating account on SPS you need to have following things with you

- PUNCODE:** Unique 10 digit code assigned to each college by university. You can search it from your login.
- Eligibility Number:** Every student gets this number when his eligibility is done by college in eligibility online portal. This number is must for creating profile. Please contact your college to get this number. This number is not applicable to International Students.
- PRN: (Permanent Registration Number)** This number is allotted to a student when he/she first appears for university exam. This number is must for creating profile. This number is printed on student's university mark sheet.
- Previous Exam Marksheet:** Keep Previous Exam Marksheet with you while creating profile.
- Photo(Passport Size):** Scan copy of passport size photo in JPEG format and file size must be less than 300KB.
- Signature:** Scan copy of your signature in JPEG format and file size must be less than 50KB.

Based upon data in your profile your exam form will be made available to you, so please provide accurate information in profile.

Steps To Create Profile

- Create Account
- Login
- Enroll for the Course


Windows taskbar: Type here to search, EN, AQI 176, 10:16 AM, 21/11/2022

College Login for acceptance and approval of Student Exam Form

You are signed in as sanjeev.chau |
 College Login:Exam Form Online |
 College Login:Exam Form Online |
 +

← → ↻ 🏠 ⚠ Not secure |
 examinward.unipune.ac.in/ExamformOnline/auth/login_college.aspx

🔒 CGPA to Percentag... 🔊 A ways to in Excel - q...


SAVITRIBAI PHULE PUNE UNIVERSITY

Exam Form Online : College Login

- Contact for queries 02071533633 or write us on examsupport@pun.unipune.ac.in.
- As per the decision of authorities, fees for Environmental Studies, subject shall not get charged. Student have to take re-print of Examination form. As per Exam Section, SPPU. Student can Fill online exam form by using their Student Profile.
- After filling Exam Form Student have to submit their online application printout and fees to respective college.
- College will Inward given Exam Form Number/Application Number in traditional way(like usual process before Covid-19).

Important Dates

Course	Start Date	Without Late Fee EndDate	Without LateFee Inward EndDate	With LateFee EndDate	With LateFee Inward EndDate
First Year Of BSC(BIOTECH) (Rev.2013)	01 Dec 2022	12 Dec 2022	14 Dec 2022	16 Dec 2022	19 Dec 2022
Regular - BSC(BIOTECH)(Rev.2013)	01 Dec 2022	12 Dec 2022	14 Dec 2022	16 Dec 2022	19 Dec 2022
Regular - LLM (Rev.2014)	01 Dec 2022	12 Dec 2022	14 Dec 2022	16 Dec 2022	19 Dec 2022
First Year Of BACHELOR OF COMPUTER APPLICATIONS(REV.2013)	30 Nov 2022	05 Dec 2022	06 Dec 2022	07 Dec 2022	08 Dec 2022
Regular - BACHELOR OF COMPUTER APPLICATIONS(REV.2013)	30 Nov 2022	05 Dec 2022	06 Dec 2022	07 Dec 2022	08 Dec 2022
First Year Of B.B.A.(International Business)	30 Nov 2022	05 Dec 2022	06 Dec 2022	07 Dec 2022	08 Dec 2022
Regular - B.B.A.(International Business)	30 Nov 2022	05 Dec 2022	06 Dec 2022	07 Dec 2022	08 Dec 2022
First Year Of B.Sc. Computer Science(Rev.2013)	30 Nov 2022	05 Dec 2022	06 Dec 2022	07 Dec 2022	08 Dec 2022

Sign In

PUNCODE/USERNAME

Password

491831 [Refresh](#)

Enter Captcha Code

[Forgot password?](#)

[Login](#)

🏠 Type here to search |
 📧 🌐 📁 📅 🎨 🚀


EN 📶 AQI 176 🔊 10:17 AM 21/11/2022 🔔

Login Screen for University Webmail

Browser tabs: You are signed in as sanjeev.chau... | College Login:Exam Form Online | Savitribai Phule Pune University | Welcome to Savitribai Phule Pune University

Address bar: mail.unipune.ac.in

Search: CGPA to Percentag... | A ways to in Excel - q...



SAVITRIBAI PHULE
PUNE UNIVERSITY

Welcome to SPPU Webmail

Username

Password

Login

Keep me logged in

[Forgot Your Password](#)

Welcome to Communication services for SPPU.

Savitribai Phule Pune University offering communication services to all the affiliated entities of Savitribai Phule Pune University under the **INFORMATION TECHNOLOGY CELL (IT CELL)**. Currently email and online chat services are available. To access this services college/institute can use the BCUD Online username and password. Please note this service is available for communication between SPPU and affiliated entities only. Your email address is username@pun.unipune.ac.in We request you to kindly email us your queries to support@pun.unipune.ac.in

सावित्रीबाई फुले पुणे विद्यापीठ सर्व संलग्न महाविद्यालये व मान्यताप्राप्त संस्थांना ईमेल व ऑनलाईन चॅट सुविधा सावित्रीबाई फुले पुणे विद्यापीठ नेटवर्क सेवेच्या अंतर्गत उपलब्ध इन्फॉर्मेशन टेक्नोलॉजी सेल करून देत आहे. मधील संपर्कावापरण्यासाठी आपला बीसीयूडी ऑनलाईनचा यूजरनेम पासवर्ड जो अफिलिएशन ऑनलाईन, एलिजिबिलिटी ऑनलाईन साठी वापरत आहात तोच वापरावा. सदर सुविधा हे सावित्रीबाई फुले पुणे विद्यापीठ साठी आहे. महाविद्यालये व मान्यताप्राप्त संस्था यामधील संपर्कासाठी आपला ईमेल हा username@pun.unipune.ac.in असा असेल. आपण आपल्या प्रतिक्रिया, सूचना support@pun.unipune.ac.in वर ईमेल करू शकता.

To know more on following, please click on the link.
[Help Email Policy](#)

Copyright © Savitribai Phule Pune University. All Rights Reserved.

Windows taskbar: Type here to search | EN | AQI 176 | 10:18 AM 21/11/2022

Sample Webmail

The screenshot displays a webmail interface for Savitribai Phule Pune University. The browser address bar shows the URL: mail.unipune.ac.in/?_task=mail&_action=show&_uid=4243&_mbox=INBOX&_caps=pdf%3D1%2Cflash%3D0%2Ctif%3D0. The email subject is "Re: Fwd: Direct Second Year Engineering Exam form issue". The sender is Examsupport, and the recipient is Guru Govind Singh Engg College Nashik. The email content includes a list of details for exam forms and a table of student information.

Re: Fwd: Direct Second Year Engineering Exam form issue Message 5 of 1664

From: Examsupport
To: Guru Govind Singh Engg College Nashik
Cc: S & T Engineering
Date: Mon, 05 Dec 2022 12:28:21 +0530

Dear Sir/Madam,

- 1) College code: 4120
- 2) PUN Code: CEGN020050
- 3) Branch: Mechanical Engineering
- 6) Year: 2022-23
- 7) Pattern: SE 2019

Query in detail : **Unable to delete below listed exam forms from college login :**

Sr No	Application Id	PRN	Student Name
1	200502357	Fresh	SHINDE DHANADA ANANT
2	200502373	Fresh	TAYDE YASH DIGAMBAR
3	200502383	Fresh	AHIRRAO ABHISHEK SANJAY
4	200502291	Fresh	SHAIKH IMAAZ SARFARAZ

Request you to please look into this and provide the solution to resolve the issue.

Thank You,
Guru Gobind Sing College of Engineering and research centre nashik

QPD Online : College Login

Browser tabs: You are signed in as sanjeev.chau... | College Login:Exam Form Online | College Login:QPD Online

Address bar: qpd.unipune.ac.in/auth/login.aspx

Logo: SAVITRIBAI PHULE PUNE UNIVERSITY

QPD Online : College Login

Email-ID : helpdeskqpd@gmail.com

Strong Room Contact No.(Help Line)

☎ 020-71171633

☎ 020-25621453

Sign In

PUNCODE(QPD user name e.g.CEGP010001)

Password

Login

Windows taskbar: Type here to search | EN | AQI 176 | 10:13 AM 21/11/2022